

# Overseas Adventure Travel®

THE LEADER IN CUSTOMIZED SMALL GROUP ADVENTURES SINCE 1978

Your O.A.T. Adventure Travel Planning Guide®



Brazil in Depth: Rio de Janeiro, Amazon  
Cruise & the Pantanal

2026

# Overseas Adventure Travel®

347 Congress Street, Boston, MA 02210

Dear Traveler,

I am thrilled that you are considering exploring the world with O.A.T. There are so many wonderful destinations to discover, and the itinerary described inside is a perfect way to fulfill a travel dream.

When you join us, you will slip seamlessly into local life as you explore off the beaten path in your small group. Like all our itineraries, this one is designed to give you an intimate understanding of your destination, not just a superficial view. You will get to know community leaders and try your hand at local trades during your *A Day in the Life* experience, share traditional fare and lively conversation during a Home-Hosted Visit, discuss the Controversial Topics impacting everyday life, and visit sites supported by Grand Circle Foundation. And if you choose to travel solo, you will enjoy all these cultural experiences at an unmatched value, with our FREE Single Supplements—just one of the reasons we continue to be the leader in solo travel.

To ensure you experience the true culture and feel supported every step of the way, we provide the services of a local Trip Experience Leader from the beginning of your adventure to the end. Along with introducing you to the history and culture of their homeland, these friendly experts will gladly help you out with any special requests to make your trip even more special. You can also rely on the seasoned team at our regional office, who are ready to help 24/7 in case any unexpected circumstances arise.

Plus, you can put your own personal stamp on your trip, like the **87% of our travelers who customize their experience**. Perhaps you will choose to see more of your destination by adding an optional trip extension to your itinerary. You can also arrive a few days early to explore independently and get acclimated, customize your air itinerary, and more.

I hope you find this Travel Planning Guide helpful. If you have any further questions, do not hesitate to contact one of our Travel Counselors at **1-800-955-1925**.

Warm regards,



Harriet R. Lewis  
Chair  
Overseas Adventure Travel

# CONTENTS

---

## ***BRAZIL IN DEPTH: RIO DE JANEIRO, AMAZON CRUISE & THE PANTANAL***

### Your Adventure at a Glance:

Where You're Going, What it Costs,  
and What's Included ..... **4**

Your Detailed Day-To-Day Itinerary ..... **6**

Pre-Trip Extension ..... **15**

Post-Trip Extension ..... **18**

Deck Plans ..... **21**

## **ESSENTIAL TRAVEL INFORMATION**

Travel Documents & Entry Requirements... **23**

Rigors, Vaccines & General Health ..... **25**

Money Matters: Local Currency &  
Tipping Guidelines..... **29**

Air, Optional Tours & Staying in Touch ..... **33**

Packing: What to Bring & Luggage Limits... **36**

Climate & Average Temperatures ..... **42**

Aboard Your Ship: Cabin Features,  
Dining & Services on Board ..... **45**

## **ABOUT YOUR DESTINATIONS: CULTURE, ETIQUETTE & MORE**

South American Culture ..... **48**

Shopping: What to Buy, Customs,  
Shipping & More ..... **51**

## **DEMOGRAPHICS & HISTORY**

Brazil..... **54**

Argentina ..... **56**

Uruguay ..... **59**

## **RESOURCES**

Suggested Reading ..... **67**

Suggested Films & Videos ..... **68**

Useful Websites ..... **70**

Useful Apps ..... **71**





Water lilies, Pantanal

## New! Brazil in Depth: Rio de Janeiro, Amazon Cruise & the Pantanal Small Group Adventure

**Brazil:** Rio de Janeiro, Manaus, 3-night Amazon River Cruise, Brasília, The Pantanal

Small groups of no more than 25 travelers, guaranteed

**15 days starting from \$9,795**

including international airfare

Single Supplement: **FREE**

For departure dates & prices, visit [www.oattravel.com/brz2026pricing](http://www.oattravel.com/brz2026pricing)

Experience the best of Brazil, from the sultry samba rhythms of Rio to the inland capital of Brasília, whose futuristic architecture prompted UNESCO to designate the entire city a World Heritage Site. Journey into the heart of the Amazon on a three-night river cruise and witness the wildlife of the Pantanal, the world's largest wetland. Spend **A Day in the Life** of piranha fishermen in a remote village in the Pantanal, and much more.

### IT'S INCLUDED

- 13 nights accommodation and 1 day room (to be shared among the group before the late flight back to the U.S.)
- International airfare, airport transfers, government taxes, fees, and airline fuel surcharges unless you choose to make your own air arrangements
- All land transportation and 4 internal flights
- 31 meals—13 breakfasts, 9 lunches, and 9 dinners
- 24 small group activities
- Services of a local O.A.T. Trip Experience Leader
- Gratuities for local guides, naturalists, drivers, ship-crew, and luggage porters
- 5% Frequent Traveler Credit toward your next adventure

*Prices are accurate as of the date of this publishing and are subject to change.*

**Brazil in Depth: Rio de Janeiro, Amazon Cruise & the Pantanal**



## WHAT TO EXPECT

① ② ③ ④ ⑤ Moderate

**Pacing:** 5 locations in 14 days with two 1-night stays. We travel about 4,700 miles within Brazil. Early mornings during our 7 days in the Amazon and the Pantanal, including 4 pre-dawn departures for sunrise excursions

**Physical Requirements:** Not appropriate for travelers using wheelchairs, walkers, or other mobility aids. You must be able to walk approximately 3 miles unassisted in hot, humid weather each day, and be comfortable participating in several hours of daily physical activities

**Flight time:** Travel time will be 9-17 hours and some cities will require multiple connections.

View all physical requirements at [www.oattravel.com/brz](http://www.oattravel.com/brz)

## BRAZIL: THE O.A.T. DIFFERENCE

**Unbeatable Value:** Travel at the lowest price and per diems in the industry.

**People-to-People Experiences:** Delve deep into the local Amazonian culture as you meet with members of an Indigenous community and learn about everyday life in the remote Amazon.

**O.A.T. Exclusives:** Spend *A Day in the Life* of a remote fishing village in the Pantanal, where you will see how local fishermen catch piranha before helping them to prepare some tasty piranha soup. You'll also have a chance to meet local schoolchildren, visit a community garden where medicinal herbs are grown, and embark on a 3-night cruise in the Amazon.

## ITINERARY SUMMARY

DAYS	DESTINATION
1-4	Fly to Rio de Janeiro, Brazil
5	Fly to Manaus
6-8	Amazon River cruise
9-10	Fly to Brasília
11-13	Fly to the Pantanal
14	Fly to Rio
15	Return to U.S.

## PERSONALIZE YOUR ADVENTURE

### OPTIONAL EXTENSIONS

Buenos Aires & Uruguay's Colonial Past

PRE-TRIP: 6 nights from **\$2,395**

Iguassu Falls: Thundering Cascades of Argentina & Brazil

POST-TRIP: 4 nights from **\$1,495**

### ARRIVE EARLY

We recommend that you relax after a long flight or explore more in depth before your trip. Prices shown include accommodations and private airport transfer.

- Arrive early in **Buenos Aires** before your Buenos Aires & Uruguay pre-trip extension from **\$170** per room, per night
- Arrive early in **Rio de Janeiro** before your main adventure from **\$240** per room, per night

# Brazil in Depth: Rio de Janeiro, Amazon Cruise & the Pantanal

## YOUR DETAILED ITINERARY

### BEGIN YOUR ADVENTURE WITH AN OPTIONAL PRE-TRIP EXTENSION

#### 6 nights in *Buenos Aires & Uruguay's Colonial Past*

**Day 1** Depart U.S.

**Day 2** Arrive in Buenos Aires, Argentina

**Day 3** Explore Buenos Aires

**Day 4** Ferry to Colonia del Sacramento, Uruguay

**Day 5** Explore Colonia

**Day 6** Overland to Montevideo • Visit a local farm

**Day 7** Explore Montevideo

**Day 8** Fly to Rio de Janeiro

#### **Day 1** Depart U.S.

You depart from the U.S. on an overnight flight to Rio de Janeiro, Brazil.

#### **Day 2** Arrive Rio de Janeiro, Brazil

- Destination: Rio de Janeiro
- Included Meals: Dinner
- Accommodations: Porto Bay Rio Internacional Hotel or similar

**Morning:** Arrive this morning in Rio de Janeiro. As the home of the bossa nova, world-famous beaches, and a renowned annual carnival, Rio is a city known for its exuberant zest for life. With lush mountain peaks jutting upward dramatically from a sand-wrapped coastline, it's a city blessed as much with natural beauty as with cosmopolitan delights. In recent years, Rio has also ascended to the world stage as a major cultural capital.

**Lunch:** On your own.

**Afternoon:** Join your Trip Experience Leader and fellow travelers, including those who took the *Buenos Aires & Uruguay's Colonial Past* pre-trip extension and those who arrived early in Rio, for an orientation walk to acquaint you with the neighborhood near your hotel. Afterward, we'll go over our upcoming discoveries during a Welcome Briefing. Then, on our way to dinner, we'll walk along the shoreline for a look at the famous Copacabana Beach.

**Dinner:** Enjoy a Welcome Dinner at a *churrascaria*, a traditional Brazilian restaurant where meat reigns supreme. *Churrasco* is the Portuguese word for barbecue and it applies to all kinds of grilled meat, from beef to pork to duck and sausage. The most common preparation is beef top sirloin, known as *picanha*. At a *churrascaria*, the grilled meats are brought to your table on long metal skewers by *passadores* (waiters) who carve it for you and will keep returning as long as you like.



**Evening:** On your own.

### Day 3 Explore Rio

- Destination: Rio de Janeiro
- Included Meals: Breakfast, Lunch
- Accommodations: Porto Bay Rio Internacional Hotel or similar

**Breakfast:** At the hotel.

**Morning:** This morning, we'll visit Corcovado, the site of the Christ the Redeemer statue. Completed in 1931, the 625-ton statue rises 124 feet on its pedestal atop 2,300-foot-high Corcovado Mountain, with its outstretched arms spanning 92 feet. After decades of exposure to the elements and erosion of the soapstone exterior—plus being struck by lightning and marred by graffiti from an itinerant house painter—the statue was restored to its full luster in 2010. Then, back in downtown Rio, we'll hop aboard moto-taxis just like the locals do to make our way to the Santa Teresa neighborhood for lunch.

**Lunch:** At a local restaurant featuring Brazil's national dish, *feijoada*. To prepare it, smoked meat is simmered for hours in black beans, before the meat and beans are served separately, accompanied by collard greens, *farofa* (toasted manioc) and hot sauce. Originally a slave dish, the end of slavery saw *feijoada* become more widely known, and soon it was being served in the best restaurants of Brazil. By the 20th century, it had become a comfort food and staple.

**Afternoon:** We'll return to our hotel after lunch, and the rest of your afternoon and evening are free for relaxing or making your own discoveries. If you'd like to visit Ipanema Beach after lunch, our bus driver would be happy to drop you off en route to the hotel.

**Dinner:** On your own.

**Evening:** Spend the evening as you wish.

### Day 4 Rio • Carnival experience • Optional Life in Rio's favelas tour

- Destination: Rio de Janeiro
- Included Meals: Breakfast, Lunch
- Accommodations: Porto Bay Rio Internacional Hotel or similar

**Breakfast:** At the hotel.

**Morning:** This morning we'll delve into *Carnival*, Rio's iconic yearly festival that welcomes millions of spectators from around the world. The word "carnival" itself is believed to stem from "*carne vale*," Latin for "farewell to the meat," and referred to the Christian tradition of abstaining from meat during Lent. Like a last hurrah before Lent kicks in, the Christian celebration was first introduced to Brazil by 17th-century Portuguese settlers. Over the years, Afro-Brazilian cultural traditions were added to the mix, and Rio's *Carnival* would become the world's largest outdoor party—a jaw-dropping spectacle of elaborate costumes, allegorical floats, parades, and non-stop music and dance.

At the heart of *Carnival* is the samba, and some 200 samba schools in Rio enter a fierce competition to win the top spot each year. We'll get a behind-the-scenes glimpse into the work that goes into *Carnival* at one of the massive warehouses where these famous samba schools spend the entire year preparing their floats, costumes, and dance moves for the annual event.

**Lunch:** At a local restaurant.

**Afternoon:** After lunch, we'll return to our beachfront hotel where you'll have the remainder of the day free to relax at the beach or do some independent exploring.

Later this afternoon, you can experience another side of local life during our *Life in Rio's favelas* optional tour.

**Dinner:** On your own. You can ask your Trip Experience Leader for some local dining recommendations.

**Evening:** Enjoy your final evening in Rio as you wish.

## Day 5 Fly to Manaus

- Destination: Manaus
- Included Meals: Breakfast, Dinner
- Accommodations: Tropical Executive Hotel or similar

**Breakfast:** At the hotel.

**Morning:** This morning, we transfer to the airport and fly to Manaus via São Paulo.

**Lunch:** On your own. You may wish to purchase something at the airport.

**Afternoon:** Upon arrival in Manaus this afternoon, we transfer to our hotel and settle in before a briefing about what to expect on our upcoming Amazon cruise. Manaus means “Mother of the Gods” in the local indigenous dialect, but as the biggest city in the Brazilian state of Amazonas, it is better known as “The Heart of the Amazon.” Manaus is located where the upper Amazon River and its biggest tributary in Brazil, the Rio Negro, meet.

**Dinner:** We’ll enjoy an included dinner at our hotel this evening.

**Evening:** On your own.

## Day 6 Manaus • Embark Rio Negro cruise

- Destination: Rio Negro cruise
- Included Meals: Breakfast, Lunch, Dinner
- Accommodations: M/V *Anna Beatriz* or similar

**Activity Note:** As you board your ship for your 3-night Amazon cruise today, keep in mind that it is a true expedition. The order of activities may vary due to weather, water levels, currents, and the season.

**Breakfast:** At the hotel.

**Morning:** This morning, we take in the history and culture of Manaus, beginning at Mercado Municipal. This bustling marketplace selling produce, spices, fresh fish, and handicrafts was built during the rubber boom as a replica of the Parisian Les Halles market—and even has an iron structure designed by Gustave Eiffel.

Then, we’ll visit Teatro Amazonas—otherwise known simply as “the Opera House.” Like the marketplace, Teatro Amazonas is also rooted in the rubber boom days of the 1800s. Designed to bring the grandeur of Europe to the heart of the Amazon, no expense was spared during the 15-year construction of this elegant 800-seat opera house, whose first performance on January 7, 1897 featured the world-renowned tenor Enrico Caruso (some even say the entire opera house was built just to lure him to Manaus). With opulent flourishes including 198 crystal chandeliers from Italy and a multi-hued dome composed of 36,000 colored tiles, *Vogue* magazine called it “one of the most beautiful opera houses in the world.” You can also see Teatro Amazonas in the opening scene of Werner Herzog’s 1982 film, *Fitzcarraldo*, with Klaus Kinski playing an opera-obsessed rubber baron.

**Lunch:** At a local restaurant.



**Afternoon:** After lunch, we embark the M/V *Anna Beatriz* for our Rio Negro cruise. Once aboard our 25-passenger ship, which is privately chartered by O.A.T. exclusively for our group, we gather for a briefing about our ship and learn about the activities for our next three days on the river. As we navigate downstream, we'll be able to take in the views of Manaus' waterfront.

Along with its unparalleled diversity of wildlife, the Amazon rainforest within Brazil's borders is home to hundreds of thousands of Indigenous peoples belonging to some 180 groups. Later this afternoon, we'll visit one of these villages to meet with members of an Indigenous community and learn about everyday life in the remote Amazon.

**Dinner:** Onboard the ship.

**Evening:** After enjoying our first onboard dinner, we'll board motorized canoes for a night tour of the area. As we glide along, we'll listen to the sounds of birds and frogs, keeping our eyes and ears open for signs of nocturnal animal activity on shore and in the water.

### **Day 7 Rainforest walk • Canoeing in Anavilhanas National Park**

- Destination: Rio Negro cruise
- Included Meals: Breakfast, Lunch, Dinner
- Accommodations: M/V *Anna Beatriz* or similar

**Early Morning:** After a pre-dawn cup of coffee, we begin exploring our surroundings to see nature's early risers, like parrots and toucans, and to learn about the diverse flora along the riverbanks.

**Breakfast:** Onboard the ship.

**Morning:** After refueling with a full breakfast, we'll set off on another interpretive walk in the surrounding rainforest. Later, we'll also have

an opportunity to go for a swim in Rio Negro, whose waters are home to friendly pink river dolphins.

**Lunch:** Onboard the ship.

**Afternoon:** You can enjoy some free time to relax on deck this afternoon. Then, we'll regroup to explore the waters of Anavilhanas National Park by canoe. One of the largest freshwater archipelagos on earth, and a UNESCO World Heritage Site, Anavilhanas is composed of a labyrinth of waterways and some 400 islands.

**Dinner:** Onboard the ship.

**Evening:** Free to relax on deck or retire to your cabin.

### **Day 8 Early morning canoe excursion • Wildlife viewing on the Aripuanã River**

- Destination: Rio Negro cruise
- Included Meals: Breakfast, Lunch, Dinner
- Accommodations: M/V *Anna Beatriz* or similar

**Early morning:** We can grab some coffee extra early this morning before boarding canoes for some wildlife viewing as dawn breaks over the river. Afterwards, we'll return to our ship to enjoy a full breakfast.

**Breakfast:** Onboard the ship.

**Morning:** After some time to relax, we'll gather for an onboard discussion about the Amazon and its remarkable wealth of flora and fauna.

**Lunch:** Onboard the ship.

**Afternoon:** This afternoon's discoveries feature the wildlife of the Aripuanã River, a tributary of Rio Negro. We'll set off by motorized canoes to observe the myriad plants and animals along the shores. The 1997 cult film *Anaconda* was filmed in the Aripuanã River, and its lush shoreline

is home to brown howler monkeys, sloths, and exotic birdlife, as well as the giant Samauma, the largest tree in the Amazon rainforest.

**Dinner:** Enjoy a festive Farewell Dinner this evening onboard the ship on the final night of our Amazon cruise.

**Evening:** You can continue the festive atmosphere on deck and witness the lights reflecting on the water while our ship passes under Ponte Rio Negro, the massive cable-stayed bridge over the Rio Negro—the first and only major bridge across the Amazon or its tributaries in the Amazon Basin.

### **Day 9 Cruise the “Meeting of the Waters” • Disembark ship • Fly to Brasília**

- Destination: Brasília
- Included Meals: Breakfast
- Accommodations: Windsor Brasília Hotel or similar

**Early Morning:** On our way back to Manaus early this morning, our ship will pause at the “Meeting of the Waters” (*Encontro das Águas*), a magical site where the pale waters of the Upper Amazon, called *Rio Solimões*, collide with the dark waters of the Rio Negro. The two massive Amazon tributaries converge but refuse to mix, running alongside each other for several miles while creating a dramatic, two-toned dividing line that can even be seen from space. We’ll also stop by Parque Ecologico Januari to see the most magnificent of the Amazon’s aquatic plants, *Victoria amazonica*. The enormous leaves of these water lilies can reach almost ten feet in diameter and support the weight of a small child (please note that as these lilies are dependent on water levels, they may not be seen during certain times of year).

**Breakfast:** Onboard the ship.

**Morning:** After disembarking our ship at the pier in Manaus, we’ll have time for last-minute shopping with lunch on your own in Manaus.

**Lunch:** On your own.

**Afternoon:** Fly to Brasília this afternoon. As we make our approach to the Brazilian capital, notice how the purpose-built city resembles the shape of an airplane, with a main body where the government buildings are centered, and two side wings for housing and shops that are called *superquadras*, or superblocks. Brasília is the only modern city that was actually designed to be viewed from high above.

**Dinner:** On your own.

**Evening:** You may wish to retire to your room to prepare for tomorrow’s discoveries in Brasília.

### **Day 10 Explore Brasília • Optional outrigger canoe paddling tour • Home-Hosted Dinner**

- Destination: Brasília
- Included Meals: Breakfast, Dinner
- Accommodations: Windsor Brasília Hotel or similar

**Breakfast:** At the hotel.

**Morning:** “You may or may not like the city, but you can never say you have ever seen anything like it before.” That was what visionary Brazilian architect Oscar Niemeyer said about the city that replaced Rio de Janeiro as Brazil’s capital in 1960. Built from the ground up on an empty plateau in central Brazil in just 1,000 days, Brasília was conceived as a utopian vision of the future—or rather, a late-1950s vision of the future. Two left-wing modernists, Niemeyer and urban planner Lucio Costa, were enlisted to design the new city, and they filled it with wide green spaces and artistic

masterpieces in concrete and glass. These unique structures are why UNESCO declared the entire city of Brasília—all 43 square miles of it—a World Heritage Site in 1987, the only 20th-century city to earn that distinction.

You'll discover Brasília's futuristic architecture during a city tour this morning, including such highlights as the twin towers of the National Congress, the Cathedral with its 16 concrete "fingers" arching skyward, and many more. When Niemeyer died in 2012 (just 10 days shy of his 105th birthday), his BBC obituary said "(he) built some of the world's most striking buildings—monumental, curving concrete and glass structures which almost defy description."

**Lunch:** On your own. Your Trip Experience Leader will suggest a variety of dining options.

**Afternoon:** You'll have a few hours to relax or explore on your own this afternoon. Or, you can choose to join an optional tour for an opportunity to paddle an outrigger canoe along the tranquil waters of Lake Paranoá, the large artificial lake in Brasília's city center.

You've probably noticed that Brasília is not a very walkable city—it was designed that way. Since automobiles were the future, the city was laid out so cars would not be inconvenienced by things like traffic lights, sidewalks—or pedestrians. You'll have an opportunity to find out what it's like living in one of the great urban experiments of the twentieth century when we sit down to dinner with a local family.

**Dinner:** Enjoy a **Home-Hosted Dinner** with a local family in Brasília.

**Evening:** On your own.

## **Day 11 Fly to the Pantanal • Nighttime wildlife viewing**

- Destination: The Pantanal
- Included Meals: Breakfast, Lunch, Dinner
- Accommodations: Pousada do Rio Mutum or similar

**Breakfast:** An early breakfast will be served at the hotel before we head to the airport.

**Morning:** We'll fly to Cuiabá this morning, then journey overland to our lodge in the Pantanal—one of the world's largest and most pristine tropical wetlands.

**Lunch:** A boxed lunch will be provided on our way to the Pantanal.

**Afternoon:** We should arrive at our lodge by mid-afternoon. The lodge is in the heart of this hotbed of biodiversity and natural splendor and is ideally situated to take advantage of the qualities that draw ecotourists to this lush region. Your activities here will vary depending on the season, the weather, and water levels in the Pantanal.

You'll have some time to settle in before we meet up later in the afternoon for an introduction to the facilities at our lodge. upcoming discoveries in the Pantanal.

**Dinner:** At the lodge.

**Evening:** After dinner, we'll board sturdy vehicles for an introduction to the Pantanal and its nighttime wildlife. The Pantanal is home to the highest concentration of wildlife on the continent. Its flooded grasslands and savannas are home to everything from jaguars, caimans, and piranha to howler and capuchin monkeys, and most of it is oversized—giant otters, giant anteaters, two-foot-tall capybaras, the world's largest rodents; hyacinth macaws, the biggest parrot on the planet; and green anacondas,

the world's largest snakes. After our one-hour journey, we'll return to our lodge to rest up for tomorrow's full day of discoveries.

## **Day 12 The Pantanal • Horseback ride • Forest walk**

- Destination: The Pantanal
- Included Meals: Breakfast, Lunch, Dinner
- Accommodations: Pousada do Rio Mutum or similar

**Breakfast:** At the lodge.

**Morning:** After breakfast, we'll saddle up like the local *Pantaneiros* (cowboys) for a horseback ride along wetland trails and flooded fields of the Pantanal. Then, we'll do more exploring by boat to observe some of the local birdlife and wildlife of the Pantanal from a different perspective.

**Lunch:** At the lodge.

**Afternoon:** After some time to relax, we'll set off for a guided walk through the forest to further explore our natural surroundings.

**Dinner:** At the lodge.

**Evening:** You're free to spend the evening as you wish.

## **Day 13 Sunrise boat tour • *A Day in the Life* of a Pantanal fishing village**

- Destination: The Pantanal
- Included Meals: Breakfast, Lunch, Dinner
- Accommodations: Pousada do Rio Mutum

**Activity Note:** To protect the ecosystem, local regulations prohibit piranha fishing September to November. If your visit falls during these months, an alternate activity will be provided.

**Early morning:** We'll gather early this morning to enjoy a boat ride along the wetlands of the Pantanal. This is an excellent opportunity to

observe the wildlife when they're most active while we watch the sun slowly rise to greet the new day.

**Breakfast:** At the lodge.

**Morning:** Though it appears that very few people live in the vast alluvial plain of the Pantanal, there are scattered populations here, as we'll see when we visit a local village to share *A Day in the Life* of this small community in the Pantanal. We'll meet several of the village residents and, when in session, we'll visit the local school to briefly meet with the children and learn about their everyday lives in this unique environment. Then, we'll participate in preparing and tasting piranha soup, a local specialty. We'll also have the chance to interact with the villagers before returning to our lodge for lunch.

**Lunch:** At the lodge.

**Afternoon:** Following a bit of free time, we'll take a boat ride to try our hand at fishing for piranha—and to see how close we paid attention to the local fishermen we met earlier. With dozens of razor-like teeth and a tendency to hunt for prey in packs, piranhas have a reputation for ferocity that is not entirely undeserved. Although they can be vicious predators, they are also an important part of the local economy, providing a good source of food to those living along the river.

**Dinner:** At the lodge.

**Evening:** On your own. You can linger with a cocktail in the lodge or begin packing for tomorrow's flight back to Rio.



## Day 14 Fly to Rio de Janeiro

- Destination: Rio de Janeiro
- Included Meals: Breakfast
- Accommodations: Porto Bay Rio Internacional Hotel or similar

**Breakfast:** At the lodge.

**Morning:** We'll depart the lodge this morning for our overland transfer to the Cuiabá airport to catch our flight back to Rio via São Paulo.

**Lunch:** On your own.

**Afternoon:** We should arrive at our hotel in Rio by mid-afternoon, and you'll have some time to relax.

**Dinner:** On your own.

**Evening:** You may wish to continue sharing memories of your adventure with your fellow travelers.

## Day 15 Rio • Sugarloaf Mountain • Return to U.S.

- Included Meals: Breakfast, Lunch

**Breakfast:** At the hotel.

**Morning:** Our Brazilian discoveries aren't over yet, as we'll head over to one of Rio's iconic landmarks: the Sugarloaf, a mountain rising abruptly 1,299 feet from the water's edge. A cable car transports visitors to the top from the nearby peak of Morro de Urca. The steep granite faces of the Sugarloaf are popular with rock climbers, and there is a panoramic view from the summit.

**Lunch:** We'll gather with our fellow travelers and celebrate our Brazilian discoveries during a Farewell Lunch at a local restaurant.

**Afternoon:** You'll have a little free time for some final shopping in Rio before we head to the airport for our overnight return flights to the U.S. If you are continuing on our optional post-trip extension to *Iguassu Falls: Thundering Cascades of Argentina & Brazil*, you'll remain at the same hotel in Rio tonight.

## END YOUR ADVENTURE WITH AN OPTIONAL POST-TRIP EXTENSION 4 nights in *Iguassu Falls: Thundering Cascades of Argentina & Brazil*

**Day 1** Rio de Janeiro

**Day 2** Fly to Iguassu Falls • Discover Brazilian side of Falls

**Day 3** Visit a Guarani village

**Day 4** Visit Argentinean side of Falls • Optional *Great Adventure* tour

**Day 5** Fly to U.S. via Sao Paulo

## OPTIONAL TOURS

---

During your trip you will be able to book optional tours directly with your Trip Experience Leader. He or she will ask you to confirm the payment for these tours by filling out a payment form. Optional tours can only be purchased with a credit or debit card. We accept Visa, MasterCard, and Discover credit cards. We also accept Visa and MasterCard debit cards, but it must be a debit card that allows you to sign for purchases.

In order to correctly process these charges, there can be a delay of 2–3 months from the date of your return for the charges to be posted to your account. Therefore we ask that you use a card that will not expire in the 2–3 months following your return.

**Please note:** Optional tour prices are listed in U.S. dollar estimates determined at the time of publication and are subject to change. Optional tours may vary.

### **Life in Rio's Favelas**

(Day 4 \$40 per person)

Life in Rio is one of contrasts, and there are upper-class areas, such as Ipanema and Copacabana, right next to poor neighborhoods known as *favelas*. About 20 percent of Rio's residents live in *favelas*. This is not just a chance to visit *favelas*—it is also a unique opportunity to gain valuable insights that into the complexity of Brazilian society. The tour, which will take approximately 3 hours (mostly walking) accompanied by a local guide, includes stops in Vila Canoa and at a handicraft center in Rocinha, one of the largest *favelas* in Brazil.

**Please note:** Tour is weather dependent and requires a minimum of 5 travelers to operate.

### **Outrigger Canoe Paddling**

(Day 10 \$60 per person)

Enjoy some physical activity while having fun by paddling an outrigger canoe along the tranquil waters of Lake Paranoá, the large artificial lake in Brasília's city center. You don't have to be an expert paddler to enjoy this tour, which will provide you with scenic views of the city's landmarks during sunset from a unique vantage point.

## PRE-TRIP

### Buenos Aires & Uruguay's Colonial Past

#### INCLUDED IN YOUR PRICE

---

- » Ferry from Buenos Aires to Colonia del Sacramento & airfare from Montevideo to Rio de Janeiro
- » 6 nights accommodation
- » 11 meals—6 breakfasts, 2 lunches, and 3 dinners
- » 5 small group activities
- » Services of a local O.A.T. Trip Experience Leader
- » Gratuities for local guides, drivers, and luggage porters
- » All transfers

#### PRE-TRIP EXTENSION ITINERARY

---

*Spend two nights in Argentina's lively capital of Buenos Aires, then ferry across to Uruguay for two nights in Colonia del Sacramento, one of Uruguay's oldest cities and a UNESCO World Heritage Site. Visit an estancia (ranch) on your way to two final nights in the Uruguayan capital of Montevideo, one of South America's true hidden gems.*

##### **Day 1 Depart U.S.**

Fly overnight to Buenos Aires, Argentina.

##### **Day 2 Arrive in Buenos Aires, Argentina**

- Destination: Buenos Aires
- Accommodations: Loi Suites Recoleta or similar

**Morning:** You should arrive at your hotel in Buenos Aires shortly before noon. Your Trip Experience Leader will take you on a brief orientation walk of the area near your hotel.

**Lunch:** On your own.

**Afternoon:** You'll have the afternoon and evening to yourself to relax after your overnight flight. Later this afternoon, gather with your

fellow travelers and Trip Experience Leader for a Welcome Briefing to go over your upcoming discoveries.

**Dinner/Evening:** On your own.

##### **Day 3 Explore Buenos Aires**

- Destination: Buenos Aires
- Included Meals: Breakfast, Dinner
- Accommodations: Loi Suites Recoleta or similar

**Breakfast:** At the hotel.

**Morning:** Today, we'll discover the rich history of Buenos Aires on an included city tour led by our Trip Experience Leader. You'll find that it's an epic tale of birth and rebirth, protests and passions, suffering and triumph set against the placid landscape of the Rio de la Plata. We begin with a visit to Plaza de Mayo—site

of Argentina's presidential residence, the Casa Rosada, and the heart of Buenos Aires' political life. Then, we'll stroll along the wide boulevards of Avenida 9 de Julio on foot, then visit the resting place of Eva Perón in Recoleta's extravagant cemetery. After, we stroll the colorful La Boca artists' district, where the Argentinean tango was born.

We finish our exploration of Buenos Aires on a high note with a tango lesson around in a public park located in La Boca. Professional, local dancers will introduce us to the dance whose passion and grace exemplify the spirit of Argentinean culture.

**Lunch:** On your own—you'll find a wealth of choices within steps of your conveniently located hotel.

**Afternoon:** You'll have the afternoon free to relax or explore the city more at your own pace.

**Dinner:** This evening, we'll enjoy a Welcome Dinner at a local restaurant.

**Evening:** Spend the remainder of the evening in Buenos Aires as you please.

#### **Day 4 Ferry to Colonia del Sacramento, Uruguay**

- Destination: Colonia
- Included Meals: Breakfast, Dinner
- Accommodations: Radisson Colonia or similar

**Breakfast:** At the hotel.

**Morning:** After breakfast, we'll take a ferry ride across Rio de la Plata to Colonia del Sacramento, one of Uruguay's oldest cities and a UNESCO World Heritage Site.

**Lunch:** On your own. Ask your Trip Experience Leader for dining options during our transfer to Colonia.

**Afternoon:** We should reach our hotel in Colonia by mid-afternoon and you'll have some time to relax or begin exploring on your own.

**Dinner:** At a local restaurant.

**Evening:** On your own.

#### **Day 5 Explore Colonia**

- Destination: Colonia
- Included Meals: Breakfast, Lunch
- Accommodations: Radisson Colonia or similar

**Breakfast:** At the hotel.

**Morning:** This morning we'll enjoy a walking tour of Colonia del Sacramento, whose historic quarter, *Barrio Histórico*, is a UNESCO World Heritage Site. The strategically important town was founded by Portugal in 1680, then taken over by the Spanish. Control shifted between the two maritime powers until the 1820s, when Brazil became a nation and Colonia fell within its borders—but when Uruguay formed after the Argentina-Brazil war, Colonia fell within its borders. That's a lot of back and forth, but the result is a charming fusion of Spanish and Portuguese architectural styles, which we'll discover during our stroll along the narrow, cobblestoned streets of Colonia's historic core.

**Lunch:** At a local restaurant.

**Afternoon:** You can rest this afternoon or continue exploring Colonia on your own.

**Dinner:** On your own. You can ask your Trip Experience Leader for local dining options.

**Evening:** On your own.



## **Day 6 Overland to Montevideo • Visit a local farm**

- Destination: Montevideo
- Included Meals: Breakfast, Lunch
- Accommodations: Hilton Garden Inn or similar

**Breakfast:** At the hotel.

**Morning:** We'll depart Colonia and travel overland to Montevideo this morning. Along the way, we'll stop to visit a local farm specializing in cheese production, where we'll meet with the owners and learn about daily life in the Uruguayan countryside.

**Lunch:** Enjoy a barbecue lunch at the farm.

**Afternoon:** We should arrive at our hotel in Montevideo by mid-afternoon. Our Trip Experience Leader will take us on a short orientation walk around our hotel and then you'll have the rest of the day and evening to rest or begin exploring independently.

**Dinner/Evening:** On your own.

## **Day 7 Explore Montevideo**

- Destination: Montevideo
- Included Meals: Breakfast, Dinner
- Accommodations: Hilton Garden Inn or similar

**Breakfast:** At the hotel.

**Morning:** This morning, we'll enjoy a city tour of Uruguay's capital, Montevideo, one of South America's true hidden gems (it was also one of Anthony Bourdain's favorite destinations). Our discoveries will include the faded Belle Epoque grandeur of *Ciudad Vieja*, Montevideo's old quarter; and the main square, *Plaza Independencia*.

**Lunch:** On your own.

**Afternoon:** Enjoy some free time to make some final discoveries in Montevideo this afternoon.

**Dinner:** At a local restaurant.

**Evening:** On your own.

## **Day 8 Fly to Rio de Janeiro**

- Included Meals: Breakfast

**Breakfast:** At the hotel.

**Morning:** Fly to Rio de Janeiro, Brazil, via Buenos Aires, Argentina, this morning to begin your *Brazil in Depth* adventure.

## POST-TRIP

### *Iguassu Falls: Thundering Cascades of Argentina & Brazil*

#### INCLUDED IN YOUR PRICE

---

- |  |   |
|--|---|
| » Roundtrip airfare between Rio de Janeiro and Iguassu Falls | » Services of a local O.A.T. Trip Experience Leader         |
| » 4 nights accommodation                                     | » Gratuities for local guides, drivers, and luggage porters |
| » 7 meals—4 breakfasts, 1 lunch, and 2 dinners               | » All transfers   |
| » 3 small group activities                                   |   |

#### POST-TRIP EXTENSION ITINERARY

---

*Add Iguassu Falls, one of South America's most awe-inspiring natural wonders, to your discoveries. After a night in Rio, witness the Brazilian and Argentinean sides of this array of 275 separate cascades that prompted former first lady Eleanor Roosevelt to exclaim, "My poor Niagara!", upon seeing the true enormity of Iguassu Falls up close.*

##### **Day 1 Rio de Janeiro**

- Destination: Rio de Janeiro
- Accommodations: Porto Bay Rio Internacional Hotel or similar

**Afternoon:** After your *Brazil in Depth* adventure, remain overnight in Rio. You'll have the afternoon free to relax or explore the city on your own.

**Dinner/Evening:** On your own.

##### **Day 2 Fly to Iguassu Falls • Discover Brazilian side of Falls**

- Destination: Iguassu
- Included Meals: Breakfast, Dinner
- Accommodations: Amerian Portal del Iguazu or similar

**Breakfast:** At the hotel.

**Morning:** After breakfast, we fly to Iguassu Falls.

**Lunch:** On your own.

**Afternoon:** Located on the Argentina/Brazil border, the falls at Iguassu are among the world's most impressive sights—twice as high as Niagara Falls and 65 feet wider. First, we'll survey the Falls from the Brazilian side. A stone path leads to several platforms with fine views from different angles. You can get close enough to the thundering torrents to feel the spray, and you may glimpse the park's resident *coatis* (raccoon-like animals). Then, we'll cross the border into Argentina, and check in to our hotel.

**Dinner:** At the hotel.

**Evening:** On your own.

### Day 3 Visit a Guaraní village

- Included Meals: Breakfast, Lunch
- Accommodations: Amerian Portal del Iguazu or similar

**Breakfast:** At the hotel.

**Morning:** We'll venture into the jungle to visit a Guaraní village and learn about their ancient culture. We'll meet with tribal leaders and a native guide will accompany us on a jungle walk, where we'll learn about their knowledge of medicinal herbs and methods of hunting and survival.

**Lunch:** At a restaurant in BioCentro, a park whose mission is to conserve the ecosystem and its at-risk species.

**Afternoon:** After returning to our hotel, you'll have the remainder of the day free to pursue individual interests.

**Dinner/Evening:** On your own.

### Day 4 Visit Argentinean side of Falls • Optional *Great Adventure* tour

- Included Meals: Breakfast, Dinner
- Accommodations: Amerian Portal del Iguazu or similar

**Breakfast:** At the hotel.

**Morning:** This morning, we'll take in the grandeur of the falls from a different perspective: the Argentinean side of Iguassu, where the majority of the cascades are found. A local guide will lead us on a two-hour walking tour, during which we'll delight in up-close views of the rushing and roaring water and take a dramatic walk along the *Garganta del Diablo* (Devil's Throat), where the water plunges 230 feet into a roiling cauldron. With the spray flying up to 50 feet above your head and rainbows dancing in the mist on a clear day, the views here are a sight to behold.

**Lunch:** On your own.

**Afternoon:** You have free time to explore on your own this afternoon. Or, you may join in our *Great Adventure* optional tour. We begin by entering the jungle on the Sendero Yacaratía trail, which offers sweeping panoramic views. After a short bus ride, we arrive at the Puerto Macuco base and the floating dock where we board our motorboat for the second half of our tour. We travel by motorboat through the Iguassu River Canyon, passing through a few river rapids, before reaching the calm side of San Martín Island. From here we sail on for up-close views of two of the park's waterfalls—first to Tres Mosqueteros for a view of both the Argentinean and Brazilian sides of Iguassu, and then to the largest and most impressive waterfall, San Martín.

**Dinner:** At a local restaurant.

**Evening:** On your own.

### Day 5 Fly to U.S. via Sao Paulo

- Included Meals: Breakfast

**Breakfast:** At the hotel.

**Morning:** We'll cross the border into Brazil to the airport in Iguassu and fly to Sao Paulo, where you'll connect for a flight to the U.S.

## OPTIONAL TOUR

---

### *Great Adventure*

(Day 4 \$75 per person)

Explore both halves of Iguassu National Park: the jungle and the waterfalls. You'll begin by entering the jungle on the Sendero Yacaratía trail, which offers sweeping panoramic views. After a short ride, arrive at the Puerto Macuco base and the floating dock where you'll board a motorboat for the second half of your tour. Travel through the Iguassu River Canyon, passing through a few river rapids, before reaching the calm side of San Martin Island. From here you'll sail on for up-close views of two of the park's waterfalls—first to Tres Mosqueteros for a view of both the Argentinean and Brazilian sides of Iguassu, and then to the largest and most impressive waterfall, San Martin.



## MV PREMIUM

### Explore the Amazon aboard a privately chartered, 32 passenger river ship

---

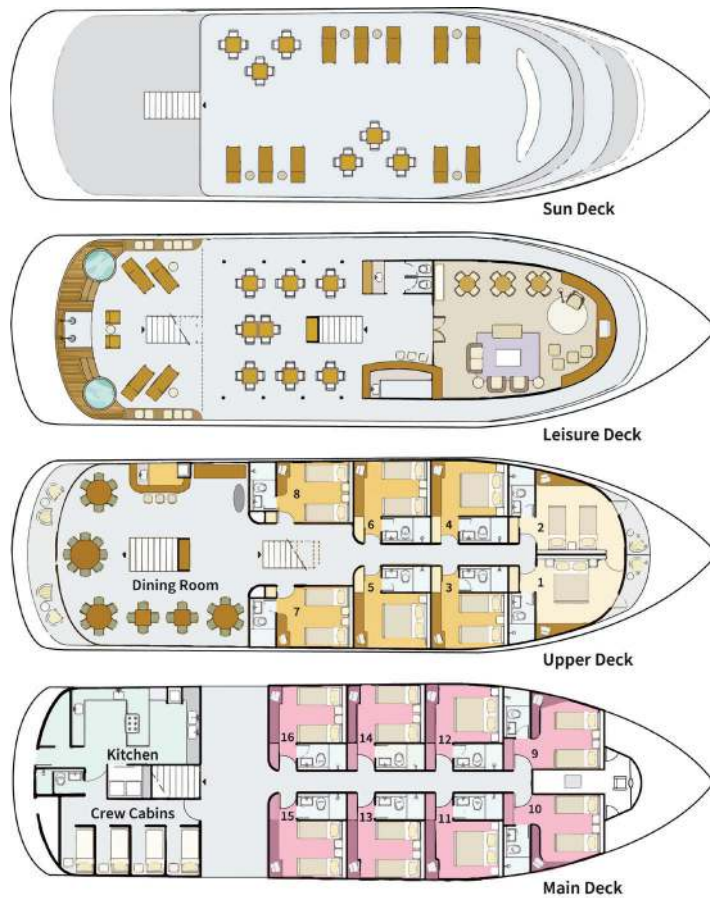
We'll cruise the Amazon on the *MV Premium* river ship, privately chartered for our group of 25 O.A.T. travelers. Each of the air-conditioned cabins features a picture window, a private bath with a shower, and a safe. The air-conditioned dining room is lined with windows, and the ship has a bar. A canopied area on the top deck offers panoramic views.



## SHIPBOARD FEATURES

- **Dining room:** Enjoy international cuisine on board, with beer and wine included during meals.
- **Indoor common areas:** Spend time getting to know your fellow travelers in the small lounge or dining area.
- **Outdoor common areas:** Take in the scenery and wildlife on the shore from the Leisure Deck and the uppermost Sun Deck.

## MV PREMIUM



**Registry:** Manaus, Brazil

**Length:** 105 ft.

**Beam:** 30 ft.

**Draft:** 4 ft.

**Cabin size:** 150-170 sq. ft.

**Number of Cabins:** 16

**Passenger Capacity:** 32

**Crew:** 12

**Group Size:** 25 travelers  
maximum, with 1 Trip  
Experience Leader

## CABIN FEATURES

- Approximately 150-170sq.ft.
- One queen size bed or two twin beds
- One small desk
- Private bath with freshwater shower
- All cabins are non-smoking



*Cabin with two twin-sized beds*

# TRAVEL DOCUMENTS & ENTRY REQUIREMENTS

---

## Your Passport

- Must be in good condition
- Must be valid for at least 6 months after your scheduled return to the U.S.
- Must have the required number of blank pages (details below)
- The blank pages must be labeled “Visas” at the top. Pages labeled “Amendments and Endorsements” are not acceptable

## Need to Renew Your Passport?

Contact the National Passport Information Center (NPIC) at **1-877-487-2778**, or visit the U.S. Department of State’s official website at **www.travel.state.gov** for information on obtaining a new passport or renewing your existing passport. The U.S. Department of State allows for passport renewal by mail or, for applicable citizens, renewal online. We advise you review the process and requirements for online passport renewal on the official website.

You may also contact our recommended visa service company, PVS International, at **1-800-556-9990** for help with your passport.

## Recommended Blank Pages

Please confirm that your passport has enough blank pages for this adventure.

- **Main trip only:** If you are taking only the main trip, you will require 1 blank passport page.
- **Pre-trip extension to Argentina and Uruguay:** This extension requires 2 additional blank passport pages.
- **Post-trip to Iguassu Falls:** This extension requires an additional blank passport page.

## Visas Required

**We’ll be sending you a detailed Visa Packet with instructions, application forms, and fees about 100 days prior to your departure.** In the meantime, we’re providing the information below as a guideline on what to expect. This info is for U.S. citizens only. All visas and fees are subject to change.

- **Brazil: Visa required.** A visa is required in advance to visit Brazil.
- **Argentina and Uruguay (optional pre-trip extension): No Visa required.** No visas needed for U.S. citizens for stays less than 30 days.

## **Traveling Without a U.S. Passport?**

If you are not a U.S. citizen, or if your passport is from any country other than the U.S., it is your responsibility to check with your local consulate, embassy, or a visa services company about visa requirements. We recommend the services of PVS International, a national visa service located in Washington D.C.; they can be reached at **1-800-556-9990** or **[www.pvsinternational.org](http://www.pvsinternational.org)**.

## **Traveling With a Minor?**

Some governments may require certain documentation for minors to enter and depart the country or to obtain a visa (if applicable). For further detail on the required documentation, please contact your local embassy or consulate.

## **Migration Forms**

When entering a new country, you might be given a Migration form. Keep it with you until the end of your trip, as the Migrations Authority might require it.

## **Emergency Photocopies of Key Documents**

We recommend you carry color photocopies of key documents including the photo page of your passport plus any applicable visas, air itinerary, credit cards (front and back), and an alternative form of ID. Add emergency phone numbers like your credit card company and the number for your travel protection plan. Store copies separate from the originals.

If you plan to email this information to yourself, please keep in mind that email is not always secure; consider using password protection or encryption. Also email is not always available worldwide. As an alternative, you could load these documents onto a flash drive instead, which can do double-duty as a place to backup photos during your trip.

## **Overseas Taxes & Fees**

This tour may have taxes and fees that cannot be included in your airline ticket price because you are required to pay them in person onsite. All taxes are subject to change without notice and can be paid in cash (either U.S. or local currency).



## RIGORS, VACCINES & GENERAL HEALTH

---

### Is This Adventure Right for You?

**Please review the information below prior to departing on this adventure.** We reserve the right for our Trip Experience Leaders to modify participation, or in some circumstances send travelers home, if their condition would adversely affect the health, safety, or enjoyment of themselves or of other travelers.

#### GROUP SIZE

- This adventure has a maximum group size of 25 travelers with a local Trip Experience Leader exclusive to O.A.T.

#### PACING

- 5 locations in 14 days with two 1-night stays
- We travel about 4,700 miles within Brazil
- Early mornings during our 7 days in the Amazon and the Pantanal, including 4 pre-dawn departures for sunrise excursions

#### PHYSICAL REQUIREMENTS

- Not appropriate for travelers using wheelchairs, walkers, or other mobility aids
- You must be able to walk approximately 3 miles unassisted in hot, humid weather each day, and be comfortable participating in several hours of daily physical activities
- We reserve the right for Trip Experience Leaders to restrict participation, or in some circumstances send travelers home, if their limitations impact the group's experience

#### CLIMATE

- Daytime temperatures range from 75-100°F
- Tropical climate with high temperatures and humidity
- Frequent rain year-round

#### TERRAIN & TRANSPORTATION

- Travel on city streets, rugged paths, and unpaved roads, and walk over rough, steep, uneven, and sometimes slippery trails without handrails
- Agility and balance are required for embarking and disembarking small boats and motorized canoes

- Travel by 26-passenger minibus, 25-passenger river ship, small excursion boat, horseback, and motorized canoe
- Six internal flights of 2-5 hours each, including connections

### **ACCOMMODATIONS & FACILITIES**

- Hotel rooms are air-conditioned and feature private baths with hot showers
- The Pantanal lodge is 3 hours from the nearest city and has limited medical facilities

### **Steps to Take Before Your Trip**

Before you leave on this adventure, we recommend the following:

- Check with the CDC for their recommendations for the countries you'll be visiting. You can contact them online at **[www.cdc.gov/travel](http://www.cdc.gov/travel)** or by phone at **1-800-232-4636**.
- Have a medical checkup with your doctor at least 6 weeks before your trip.
- Pick up any necessary medications, both prescription and over-the-counter.
- Have a dental and/or eye checkup. (Recommended, but less urgent)

### **No Vaccines Required**

#### **Recommended Vaccines**

At the time of writing there were no required vaccines for this trip. The CDC recommends that all travelers be up to date on their routine vaccinations and on basic travel vaccines like Hepatitis A and Typhoid, but these are suggestions only. However, this could change in future so we encourage you to check with the CDC yourself before meeting with your doctor.

#### **Medication Suggestions**

- An antibiotic medication for gastrointestinal illness
- Prescription pain medication in the unlikely event of an injury in a remote location
- Motion sickness medication, if you are prone to motion sickness or seasickness
- Anti-malaria medication is recommended but you should check with the CDC and your doctor first because these medications can have strong side effects.

#### **Traveling with Medications**

- **Pack medications in your carry-on bag** to avoid loss and to have them handy.
- **Keep medicines in their original, labeled containers** for a quicker security screen at the airport and a better experience if you get stopped by customs while overseas.

- **Bring copies of your prescriptions**, written using the generic drug name rather than a brand name to be prepared for any unforeseen loss of your medications.

We recommend checking with the State Department for medication restrictions by country: **travel.state.gov** (Go to “Find International Travel Information”, select “Country Information”, then enter the country into the search bar; if you don’t see any medications specifically mentioned under the “Health” section, then you can presume major U.S. brands should be OK).

## Staying Healthy on Your Trip

### Jet Lag Tips

- Start your trip well-rested.
- Begin a gradual transition to your new time zone before you leave or switch to your destination time zone when you get on the plane.
- Attempt to sleep and eat according to the new schedule.
- Avoid heavy eating and drinking caffeine or alcoholic beverages right before—and during—your flight.
- Drink plenty of water and/or fruit juice while flying
- Stretch your legs, neck, and back periodically while seated on the plane.
- After arrival, avoid the temptation to nap.
- Don’t push yourself to see a lot on your first day.
- Try to stay awake your first day until after dinner.

### Allergies

If you have any serious allergies or dietary restrictions, we advise you to notify us at least 30 days prior to your departure. Please call our Travel Counselors at **1-800-221-0814**, and we will communicate them to our regional office. Every effort will be made to accommodate you.

### Water

- Tap water is generally safe to drink in Uruguay, Brazil, and Argentina, but it is processed differently than in the U.S., so it may feel “heavy” and could upset your system. Fortunately, if you prefer bottled water, it is readily available for you to buy and is inexpensive compared to the U.S.
- On the cruise ship, safe water for your own reusable water bottle is provided free of charge.

### Food

We’ve carefully chosen the restaurants for your group meals. Fruits and vegetables are safe to eat in Brazil, Uruguay, and Argentina.

## **Insect Repellent**

At time of writing there were reports of dengue fever in the Iguassu Falls area, as well as Rio de Janeiro and Manaus. We recommend that you bring insect repellent as a preventative measure against dengue and other mosquito-borne diseases.

# MONEY MATTERS: LOCAL CURRENCY & TIPPING GUIDELINES

---

## Top Three Tips

- **Carry a mix of different types of payments**, such as local currency, an ATM card, and a credit card
- **Traveler's checks are not accepted** in these countries.
- **You will not be able to pay with U.S. dollars on the majority of this trip**; you will need local currency instead. U.S. dollars may be accepted in larger cities but you should always ask about exchange rates before making a purchase.

## Local Currency

For current exchange rates, please refer to an online converter tool like [www.xe.com/currencyconverter](http://www.xe.com/currencyconverter), your bank, or the financial section of your newspaper.

**Brazil:** Brazilian Real (R\$)

**Argentina:** Argentine Peso (\$)

**Uruguay:** Uruguayan Peso (\$U)

## How to Exchange Money

On your trip, the easiest way is to withdraw funds from a local ATM. The ATM will give you local money and your bank at home will convert that into U.S. dollars.

You can also exchange cash at some hotels, large post offices, and money exchange offices. To exchange cash, you'll usually need your passport and bills in good condition (not worn, torn, or dirty). New bills (post 2014) are best. Never exchange money on the street. All exchange methods involve fees, which may be built into the conversion rate; ask beforehand.

## ATMs

When using the ATM, keep in mind that it may only accept cards from local banks, and may not allow cash advances on credit cards; you might need to try more than one ATM or more than one card. Many banks will charge a set fee or a percentage fee each time you use a foreign ATM. We recommend that you check with your bank before you depart. Don't forget to memorize the actual digits of your card's PIN number (many keypads at foreign ATMs do not include letters on their keys—they only display numbers.)

In most countries, ATMs are widely available in major cities. If you are in a rural location, it will likely be harder to find an ATM. If you are visiting a country that has different expectation for ATMs, they will be listed below.



**Brazil:** ATMs are fairly common in larger cities and towns, but may not be readily available in undeveloped areas. Not all ATMs are open 24/7—many are only open from 7 am until 10 pm, and then they shut down overnight. (It can be confusing because they may still be lit, even when closed.) Also, keep in mind that not every ATM will accept foreign cards. You may need to try more than one machine.

**Argentina:** ATMs are available in larger cities like Buenos Aires, but will not be available in remote locations.

**Uruguay:** ATMs are widely available in larger cities like Montevideo and Colonia del Sacramento, but may be more difficult to find in small towns.

## Credit & Debit Cards

While traveling, most countries and major cities will accept credit cards. We suggest that you bring one or two, especially if you are planning a large purchase (artwork, jewelry). We also suggest that you bring more than one brand of card (i.e. Visa, MasterCard, American Express) if possible, as not all are accepted around the world. If you are visiting a country that does not commonly accept credit cards, they will be listed below.

**Brazil:** Credit and debit cards are widely accepted in Brazil, especially for major purchases or in businesses that cater to visitors (hotels, souvenirs shops, etc.). Nonetheless, there are some businesses—street vendors, small “Mom and Pop” stores, some restaurants, and taxis—that are still “cash only”. If you don’t see a credit card logo on the door or the cash register, then check with the cashier or server. In undeveloped areas, cash is usually the preferred form of payment.

*TIP: Credit card fraud can occasionally be an issue in restaurants in Brazil, especially if the waiter takes your card away to process the payment. You can easily block this scam by not letting your credit card out of your sight. That is why you will see portable credit card machines in many upscale restaurants in Brazil—they bring the machine to you instead of taking your card away. And in restaurants that don’t have a portable machine, it is completely OK to walk your card to the register and watch as the transaction is processed.*

**Argentina:** Credit and debit cards are widely accepted in Buenos Aires for major purchases and in shops associated with the tourist trade (souvenirs, museum gift shops, etc.), but may not be accepted by smaller shops or restaurants. Some businesses add a surcharge of 5–10% to use a credit card; look for the word “recargo”. Some restaurants will accept credit cards—but not all—and you cannot leave a tip on a credit card. Visa is commonly accepted, but MasterCard and American Express are not. In November 2022, the government of Argentina added a new financial exchange rate (known as “Dólar MEP” or “Mercado Electronico de Pagos”) for all travelers paying with credit cards issued outside of Argentina. This new exchange rate is higher than the official dollar, but is more convenient for travelers. It is essentially a tax on credit card use for travelers. **We recommend that you check with your Trip Experience Leader as to what would be the best way for you to pay during your trip.**

**Uruguay:** Credit cards are accepted at most hotels, restaurants, and shops. Some smaller Mom-and-Pop type establishments may not accept credit cards, so it's always a good idea to have some cash.

## Notify Card Providers of Upcoming Travel

Many credit card companies and banks have fraud alert departments that will freeze your card if they see suspicious charges—such as charges or withdrawals from another country. To avoid an accidental security block, it is a good idea to notify your credit card company and/or bank you will be using your cards abroad. You can do this by calling their customer service number a week or two before your departure. Some banks or credit card companies will also let you do this online.

You should also double-check what phone number you could call if you have a problem with a card while you are abroad. Don't assume you can use the 1-800 number printed on the back of your card—most 1 800 numbers don't work outside of the U.S.!

## Shipboard Account

This bill is for any on board purchases (drinks) and is calculated in local currency. This bill is payable at the front desk by cash or credit/debit card only. For cash, we accept U.S. dollars or local currency. For credit/debit cards, we accept MasterCard and Visa. Other forms of payment, such as checks, local currency, Discover, and American Express, are not accepted. If you pay by credit or debit card, the Amazon boat does not have WiFi, so you will pay once you return to Manaus, where somebody from land will come on board with the Postnet to settle your account.

**Please note:** *Your bill for any optional tours taken during the trip will be paid with your Trip Experience Leader, who will have you fill out a form onsite with your credit card information. (You can only pay for optional tours by credit/debit card.) For more information on optional tours—including which cards we accept for payment—see the “Preparing for Your Trip” chapter.*

## Tipping Guidelines

Of course, whether you tip, and how much, is always at your own discretion. But for those of you who have asked for tipping suggestions, we offer these guidelines:

- **O.A.T. Trip Experience Leader:** It is customary to express a personal “thank you” to your Trip Experience Leader at the end of your trip. As a guideline, many travelers give \$10–\$14 USD (or equivalent in local currency) per person for each day their Trip Experience Leader is with them. *Please note that these tips can only be in cash. If you are taking any of the optional extensions, your Trip Experience Leader during the extension(s) may not be the same as the one on your main trip.*
- **Housekeeping staff at hotels:** \$1 per night. Please note that your Trip Leader will tip the staff at the lodge in the Pantanal.

*Please Note:* Your tour price includes gratuities on the main trip and optional extensions for local guides, drivers, ship crew, and luggage porters that may assist you during the scheduled activities on your adventure. All tips are quoted in U.S. dollars; tips can be converted and paid in local currency or in U.S. dollars. Please do not use personal or traveler's checks for tips.

## AIR, OPTIONAL TOURS & STAYING IN TOUCH

---

### Land Only Travelers & Customized Air

#### Quick Definitions

- **Land Only:** You will be booking your own international flights. Airport transfers are not included.
- **Air-Inclusive:** You booked international air with us. Airport transfers are included as long as you didn't customize your trip's dates (see next bullet).
- **Arrive Early or Stopover (select adventures only):** If you chose one of these Customization options and purchased air through O.A.T, accommodations and airport transfers are included. However, if you chose one of our Customization options, but did not purchase air through O.A.T., accommodations are included, but airport transfers are not. If you chose one of our customization options, and purchase air through O.A.T. but not the accommodations, the airport transfers are not included. We have included transfer options below.
- **Customization on Your Own:** If you have not purchased air through O.A.T. and decided to arrive early, stay longer, or stop in a connecting city on your own, you are responsible for airport transfers and accommodations. For your convenience, a preliminary list of your included hotels is available on your My Planner at [www.oattravel.com/myplanner](http://www.oattravel.com/myplanner) under "My Reservations" to help you with selecting a hotel for your additional time.

### Air Inclusive Travelers

If you have purchased international air with us, there are some points that may be helpful for you to know.

- **Flying with a Travel Companion:** If you're traveling with a companion from a different household, and both of you are beginning and ending your trip at the same airport on the same dates, let us know you'd like to travel together and we'll make every effort to arrange this (please note, however, that this is not always possible). If you request any changes to your flights, please be sure that both you and your companion tell us that you still want to fly together.
- **Selecting Your Seats:** If your airline allows pre-assigned seats, you will be able to select and view them directly from the airline's website after booking. Some airlines will not allow seat confirmation until your reservation is ticketed 45-30 days prior to departure, and/or they may charge a nominal fee. You may locate your itinerary on an airline's website utilizing the Record Locator Number found on the Air Itinerary in your My Planner.

### Airport Transfers Can Be Purchased

For eligible flights, airport transfers may be purchased separately as an optional add-on, subject to availability. To be eligible, your flight(s) must meet the following requirements:

- You must fly into or fly home from the same airport as O.A.T. travelers who purchased included airfare.
- Your flight(s) must arrive/depart on the same day that the group arrives or departs.
- If you are arriving early, you must have arranged the hotels through our Arrive Early personalization option

Airport transfers can be purchased up to 45 days prior to your departure; they are not available for purchase onsite. To learn more, or purchase airport transfers, please call our Travel Counselors at **1-800-221-0814**.

If you don't meet the requirements above, you'll need to make your own transfer arrangements. We suggest the Rome to Rio website as a handy resource: [www.rome2rio.com](http://www.rome2rio.com)

## Optional Tours

Optional tours are additional add-on tours that allow you to personalize your adventure by tailoring it to your tastes and needs. And if you decide not to join an optional tour? Then you'll have free time to relax or explore on your own—it's about options, not obligations.

## What You Need to Know

- All optional tours are subject to change and availability.
- Optional tours that are reserved with your Trip Experience Leader can be paid for using credit/debit cards only. We accept MasterCard, Visa, and Discover credit cards; we can also take MasterCard or Visa debit cards as long as the card allows you to sign for purchases. (You won't be able to enter a PIN.)
- To ensure that you are charged in U.S. dollars, your payment will be processed by our U.S. headquarters in Boston. This process can take up to three months, so we ask that you only use a card that will still be valid three months after your trip is over. The charge may appear on your credit card statement as being from Boston, MA or may be labeled as "OPT Boston".
- Your Trip Experience Leader will give you details on the optional tours while you're on the trip. But if you'd like to look over descriptions of them earlier, you can do so at any time by referring to your Day-to-Day Itinerary (available online by signing into My Planner at [www.oattravel.com/myplanner](http://www.oattravel.com/myplanner)).

## Communicating with Home from Abroad

### Cell Phones

If you want to use your cell phone on the trip, check with your phone provider to see if your phone and service will work outside of the U.S. It may turn out to be cheaper to rent an international phone or buy a SIM card onsite. If you want to use a local SIM, just make certain your phone can accept one.



## Calling Apps

Another option is to use a smartphone app like FaceTime or WhatsApp. We recommend you use WhatsApp to communicate with home while abroad and with your Trip Experience Leader while onsite. You will need a Wi-Fi connection if you do not have international coverage. Other calling options include smartphone apps such as Skype or FaceTime. You will need a Wi-Fi connection for these apps and the calls may count towards your phone plan's data allowance. Many smartphones—and some tablets or laptops—come with one of these apps pre-installed or you can download them for free from the appropriate apps store.

## Calling Cards and 1-800 Numbers

When calling the U.S. from a foreign country, a prepaid calling card can be useful because it circumvents unexpected charges from the hotel. Calling cards purchased locally are typically the best (less expensive, more likely to work with the local phones, etc.).

One reminder: Do not call U.S. 1-800 numbers outside the continental United States. This can result in costly long distance fees, since 1-800 numbers do not work outside the country.

## Internet

Most hotels in South America offer WiFi in the rooms. There is no WiFi on board the Amazon boat.

## How to Call Overseas

When calling overseas from the U.S., dial 011 for international exchange, then the country code (indicated by a plus sign: +), and then the number. Note that foreign phone numbers may not have the same number of digits as U.S. numbers; even within a country the number of digits can vary depending on the city and if the phone is a land line or cell phone.

**Brazil:** +55

**Uruguay:** +598

**Argentina:** +54

## PACKING: WHAT TO BRING & LUGGAGE LIMITS

### Luggage Limits

MAIN TRIP LIMITS	
Pieces per person	One checked bag and one carry-on per person.
Weight restrictions	If your regional flights are on LATAM, Gol, or AZUL airlines, the weight limit for this adventure is 50 lbs for checked bags and 17 lbs for a carry-on.
Size Restrictions	Varies by airline. Measured in linear inches ( <i>length+width+depth</i> ). Generally, <b>62 linear inches is the checked bag limit; carry-on limit is 45 linear inches.</b>
Luggage Type	Duffel bag or soft-sided suitcase suitcase.
TRIP EXTENSION(S) LIMITS	
Same as the main trip.	
REMARKS/SUGGESTIONS	
<p><b>Luggage rules:</b> Luggage rules and limits are set by governmental and airline policy. Enforcement of the rules may include spot checks or may be inconsistent. However one thing is the same across the board: If you are found to have oversized or overweight luggage, you will be subject to additional fees, to be assessed by—and paid to—the airline in question.</p>	

#### Don't Forget:

- **These luggage limits may change.** If the airline(s) notify us of any changes, we will include an update in your Final Documents booklet.
- It's a good idea to reconfirm baggage restrictions and fees directly with the airline a week or so prior to departure. For your convenience, we maintain a list of the toll-free numbers for the most common airlines on our website in the FAQ section.
- **Baggage fees are not included in your trip price;** they are payable directly to the airlines.
- The luggage limits above are based on your regional flights, which may be less than your international flights. Even if your international airline offers a larger weight limit, you will need to pack according to the lower restrictions.

## Your Luggage

### Checked luggage

One duffel bag or suitcase. Look for one with heavy nylon fabric, wrap-around handles, built-in wheels, and a heavy-duty lockable zipper. Please do not bring a rigid (plastic shell) suitcase.

For departures on *M/S Anna Beatriz*, please bring a small folded bag or carry-on to take on our 3-day adventure in the Amazon. The cabins on board are very small and big luggage will not fit.

TIP: Consider bringing a second, empty, lockable bag folded into your main suitcase, with a luggage tag and small lock. Use this to carry souvenirs home. Also, when traveling with a companion we recommend “cross-packing,” i.e., pack 2 outfits of your clothing in your companion’s luggage and vice-versa, in case one bag is delayed.

### Carry-on Bag

You are allowed one carry-on bag per person. We suggest a tote or small backpack that can be used as both a carry-on bag for your flight and to carry your daily necessities—water bottle, camera, etc.—during driving excursions and walking trips. Consider a backpack or waistpack that keeps both hands free and distributes the pack’s weight onto your back or hips.

### Locks

For flights that originate in the U.S., you can either use TSA-approved locks or leave your luggage unlocked. Outside of the U.S., we strongly recommend that you lock your luggage as a preventative measure against theft.

## Clothing Suggestions

### Functional Tips

You will experience a wide range of temperatures and weather conditions, from hot and humid to windy and rainy. Therefore, we suggest several layers of clothing. You’ll want light rain gear for Rio de Janeiro, Iguassu, the Amazon, and Pantanal. If you like to hand-wash your clothes, look for fabrics that will dry out overnight. You can buy clothing designed especially for travel, with features like wrinkle-resistant fabric or built-in sun protection.

- **Dress in layers:** You can add or remove layers according to weather shifts, especially for traveling to the tip of South America. We recommend you bring ONE fleece and sweater for the winter months of May–August, as the weather is a little chilly – suggestions include long-sleeve shirts, sweatshirts, etc. in addition to light summer clothing for warmer areas.
- **Warm clothing:** We suggest a warm sweater and a windproof jacket.
- **Walking shoes:** You’ll be on your feet and walking a lot, so choose your footwear carefully. You can find especially supportive shoes designed for walking.

- **Hiking sticks/Trekking poles:** Many past travelers have recommended bringing a folding hiking stick (sometimes called a trekking pole) sold in most camping stores. An alternative is a folding ski pole.
- **Rain gear:** You'll want good, light rain gear all year round. Because mist and unpredictable rain occur year-round, we strongly suggest you bring a waterproof shell or jacket (this will also keep you comfortable on windy days), waterproof shoes, and a rain hat or folding umbrella.

## Style Hints

- **Dress on our trip is functional and casual.**
- **Please remember this adventure is similar to an expedition. Dress for hiking and walking frequently.**

## Recommended Packing Lists

We have included suggestions from Trip Experience Leaders and former travelers to help you pack. These packing lists are only jumping-off points—they offer recommendations based on experience, but not requirements. Each traveler's packing list may be different depending on the climate you are used to. We recommend using [www.weather.com](http://www.weather.com) and consulting the "Climate" chapter of this handbook.

And don't forget a reusable water bottle—you'll need it to take advantage of any refills we offer as we are working to eliminate single-use plastic bottles on all of our trips.

## Year-Round Clothing Checklist

- ☐ Shirts: A mixture of short and long-sleeved shirts to layer. We recommend long-sleeve shirts in light colors for your jungle walk.
- ☐ Trousers and/or jeans: Comfortable and loose fitting is best.
- ☐ Walking shorts
- ☐ Shoes and socks: Comfortable walking/ running shoes or low-cut hiking shoes, with arch support. Light hiking boots might be useful on some days, but are not required. You'll want at least a couple pairs of socks, in case a pair gets wet.
- ☐ Waterproof gear: Waterproof jacket with a hood
- ☐ Wide-brim sun hat or visor for sun protection
- ☐ Underwear
- ☐ Sleepwear

- ☐ Optional: Swimsuit. All the hotels will have a pool and there will be a swimming opportunity in the Amazon.

## Essential Items

- ☐ Daily essentials: toothbrush, toothpaste, floss, hairbrush or comb, shaving items, deodorant, etc. Hotels provide shampoo and soap but usually not washcloths. The ship only provides soap.
- ☐ Spare eyeglasses/contact lenses; sunglasses
- ☐ Sunscreen: SPF 30 or stronger
- ☐ Insect repellent with DEET (we recommend 30–35% strength). Some previous travelers have mentioned that this is more useful on the extensions than on the main trip.
- ☐ Flashlight or headlamp: Consider a small but powerful LED version or a version with an alternative power source (wind-up, solar powered).
- ☐ Pocket-size tissues
- ☐ Moist towelettes (baby wipes) and/or anti-bacterial “water-free” hand cleanser
- ☐ Electrical transformer & plug adapters
- ☐ Camera gear with extra batteries or battery charger. We recommend bringing ziploc bags to protect your camera.
- ☐ Binoculars to see the wildlife

## Medicines & First Aid Gear

- ☐ Your own prescription medicines
- ☐ Travel first aid kit: Band-Aids, headache and pain relief, laxatives and anti-diarrhea tablets, something for upset stomach. Maybe a cold remedy, moleskin foot pads, or antibiotic cream.
- ☐ An antibiotic medication for gastrointestinal illness
- ☐ Optional: A strong prescription pain medication for rare emergency purposes
- ☐ Optional: Motion sickness medication, if you are prone to motion sickness or seasickness



## Home-Hosted Visits

Many of our adventures feature a visit with a local family, often as part of the *A Day in the Life* experience. It is customary, though not necessary, to return your hosts' generosity with a small gift. If you do bring a gift, we recommend that you bring something the whole family can enjoy, or something that represents your region, state, or hometown. Get creative and keep it small—peach jelly from Georgia, maple sugar candy from New England, orange blossom soap from California; something that can be used or used up is best. When choosing a gift, be certain to consider the local culture as well. For example, we do not recommend alcohol in Muslim countries because it is forbidden in Islam, and your hosts may be religious. Not all O.A.T. adventures include a Home-Hosted Visit; please check your final itinerary before you depart.

## Electricity Abroad

When traveling overseas, the voltage is usually different and the plugs might not be the same shape.

### Voltage

Electricity in Brazil, Uruguay, and Argentina is 220 volts. In the U.S. it is 110 volts. Most of the things a traveler will want to plug in—battery chargers, smartphones, tablets or computers—can run off both 110 and 220–240. But you should check the item or the owner's guide first to confirm this before you plug it in. If you have something that needs 110 volts—like a shaver or a hairdryer—you can bring a transformer to change the current. (But transformers tend to burn out, so it might be better to leave whatever it is at home.)

### Plugs

The shape of plugs will vary from country to country, and sometimes even within a country depending on when that building was built. To plug something from the U.S. into a local socket you'll need an adapter that fits between the plug and the socket. Because there are many different types of plugs in this region, it may be easier to purchase an all-in-one, universal adapter/converter combo. Versatile and lightweight, these can usually be found at your local electronics goods or hardware stores. Sometimes you can buy them at large retailers too, like Target or Walmart. If you forget to bring an adapter, you might also find them for sale at the airport when you arrive at your destination.

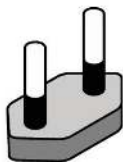

Different plug shapes are named by letters of the alphabet. Standard U.S. plugs are Type A and Type B. Here is the list of plugs for the countries on this trip:

**Brazil:** C or L

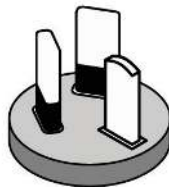
**Argentina:** I

Uruguay: C and L

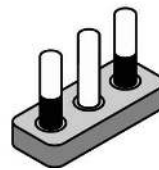

Type C



Type I



Type L



### Availability

Barring the occasional and unpredictable power outage, electricity is as readily available on this adventure as it is in the U.S.

## CLIMATE & AVERAGE TEMPERATURES

---

**Rio de Janeiro, Brazil:** Rio is known as a city of sun, considered to have a climate that is a blend of summer and springtime. There are many more sunny days than rainy ones, although being in a tropical climate the weather can be somewhat unpredictable. Being at sea level near the Tropic of Capricorn, it is warm and often humid year-round. Spring and fall are the more temperate seasons and are very pleasant. The sunny spring days are especially bright and clear, with less humidity than other seasons, contributing to the beauty of long-distance views. Summer, considered to be December into March, can have days that get quite hot, with most of the area's rain falling during this season, although the occasional storms are usually brief.

**Manaus, Brazil:** Manaus rests in the heart of the Amazonas state, and as such, has a tropical monsoon climate. Manaus has high temperatures and heavy rainfall all year round, with the wettest months being from October to June (the summer to autumn months). Manaus never gets cold, due to its proximity to the equator. It is actually hotter and dryer during the winter months of June to November.

**Pantanal, Brazil:** The Pantanal has a tropical wet and dry climate, with two distinct seasons – a wet season (October to March) and a dry season (April to September). The weather is consistently hot year-round, with an average temperature of 86 degrees, with the coolest month being July.

**Buenos Aires, Argentina:** While the official high temperatures in summer (December through February) are usually in the 80s, with the humidity it often feels much hotter. During the winter (June through September), Buenos Aires is cold and rainy, with the average temperature in the 30s but with a lot of humidity. The changeable spring and mild fall of Buenos Aires are similar to those seasons in New York City, but the proximity of the South Atlantic makes winter temperatures milder than New York's comparable months and the possibility of snow almost nonexistent. The almost-constant breezes during all seasons except summer refresh this city's air and renew its skies.

**Uruguay:** Uruguay enjoys a temperate sub-tropical climate without many differences between regions. Summers bring warmer weather with average temperatures in the mid- to high-70s, but possibly reaching the mid-90s during a heat wave, while the winter months may be cooler with averages in the high-40s to low-60s. Uruguay does not experience snowfall, but does enjoy four seasons throughout the year.

**Iguassu Falls, Argentina & Brazil:** Iguassu Falls experiences a humid subtropical climate. Temperatures are hot year-round – around 90° (and sometimes feel hotter than they really are because of the humidity). Rainfall is distributed fairly evenly throughout the year. The average humidity most mornings is more than 90%, but it lessens in the afternoon.

## Climate Averages & Online Forecast

The following charts reflect the **average** climate as opposed to exact weather conditions. This means they serve only as general indicators of what can reasonably be expected. An extreme heat wave or cold snap could fall outside these ranges. As your departure approaches, we encourage you to use **[www.weather.com](http://www.weather.com)** for a more accurate forecast of the locations you visit.

### Average Daily High/Low Temperatures (°F), Humidity & Monthly Rainfall

MONTH	RIO DE JANEIRO, BRAZIL			MANAUS, BRAZIL		
	Temp. High-Low	% Relative Humidity (am-pm)	Monthly Rainfall (inches)	Temp. High-Low	% Relative Humidity	Average # of Days with Rainfall
JAN	91 to 74	87 to 58	5.3	99 to 75	85%	19
FEB	91 to 74	88 to 56	4.9	100 to 75	85%	18
MAR	89 to 73	90 to 59	5.3	97 to 75	86%	19
APR	85 to 70	92 to 61	4.3	96 to 75	86%	18
MAY	82 to 66	92 to 60	3.1	95 to 75	85%	16
JUN	80 to 64	91 to 57	2.0	95 to 75	80%	10
JUL	79 to 62	91 to 55	1.8	96 to 75	77%	7
AUG	81 to 64	90 to 56	1.8	100 to 75	75%	6
SEP	82 to 66	89 to 61	2.4	100 to 76	75%	6
OCT	82 to 68	87 to 60	3.2	100 to 76	76%	8
NOV	84 to 69	85 to 60	3.9	100 to 76	80%	10
DEC	88 to 72	86 to 61	5.4	99 to 75	83%	15

MONTH	BUENOS AIRES, ARGENTINA			MONTEVIDEO, URUGUAY		
	Temp. High-Low	% Relative Humidity (am-pm)	Monthly Rainfall (inches)	Temp. High-Low	% Relative Humidity (avg)	Monthly Rainfall (inches)
JAN	87 to 69	86 to 47	4.2	83 to 62	68	2.9
FEB	84 to 67	89 to 52	4.0	82 to 61	69	2.6
MAR	80 to 63	90 to 54	4.0	78 to 59	73	3.9
APR	73 to 57	91 to 59	3.3	71 to 53	75	3.9
MAY	66 to 51	89 to 60	3.1	64 to 48	78	3.3
JUN	60 to 46	89 to 62	2.1	59 to 43	82	3.2
JUL	59 to 45	89 to 62	2.3	58 to 43	80	2.9
AUG	63 to 48	88 to 57	2.3	59 to 43	77	3.1
SEP	66 to 50	87 to 53	2.4	63 to 46	74	3.0
OCT	73 to 55	88 to 56	4.0	68 to 49	71	2.6
NOV	78 to 61	86 to 53	3.6	74 to 54	71	2.9
DEC	83 to 65	86 to 48	3.3	79 to 59	67	3.1

MONTH	IGUASSU FALLS, ARGENTINA & BRAZIL		
	Temp. High-Low	% Relative Humidity (avg)	Monthly Rainfall (inches)
JAN	88 to 68	80	7.5
FEB	88 to 68	80	6.3
MAR	90 to 66	80	6.3
APR	84 to 61	85	6.7
MAY	75 to 54	90	7.1
JUN	73 to 50	90	5.9
JUL	73 to 50	85	3.9
AUG	79 to 52	80	5.5
SEP	81 to 54	80	7.1
OCT	86 to 59	80	7.5
NOV	88 to 63	75	8.3
DEC	90 to 66	75	7.5



## ABOARD YOUR SHIP: CABIN FEATURES, DINING & SERVICES ON BOARD

---

The *Premium* or *Anna Beatriz* offers a host of amenities to make you feel right at home. Designed to carry no more than 25 passengers, the ship's size ensures an intimacy and a unique opportunity to enjoy its many facilities. Amenities include a dining room with open seating, sun deck with lounge chairs, bar, and lounge. Upper Deck cabins feature two twin beds or one queen bed, depending on the room number.

### Included features of all Premium cabins:

- All outside cabins, with views of the Amazon.
- Cabin sizes of approximately 40 sq. ft.
- Individual air conditioning
- Either two twin beds OR one queen-sized bed
- Open closet
- Hair dryer upon request
- Private shower and soap
- All non-smoking cabins

**Please note:** *This ship features either two twin beds or one double bed per cabin. Twin beds cannot be pushed together.*

**An important word:** Please keep in mind that these ships are river vessels, not large ocean cruise ships. Riverboat cabins, in comparison, are small, and ship amenities, in general, very basic.

### Cabin Assignments

You will receive confirmation of your deck and/or cabin category upfront in writing; it will be on your invoice and online in My Planner at [www.oattravel.com/myplanner](http://www.oattravel.com/myplanner). However, your cabin number may not be assigned until you arrive onboard the ship. (This is normal procedure for many river ships.) If there's no cabin number on your invoice or online, you can presume it will be assigned later and communicated to you when you board.

### Dining

All meals are taken in a window-lined dining room. The food onboard includes home-style typical local dishes. If you require a special diet, such as gluten-free, low-cholesterol, or vegetarian, please request this in advance, you may do so by contacting one of our Travel Counselors. There is no room service on board. Dining times will vary according to the scheduled daily activities. Water will be served with all meals, any alcoholic beverages will be charged separately. No outside alcohol is allowed onboard.

## Embarkation/Disembarkation

On the day of disembarkation, your cabin will no longer be available after breakfast. You may sit in the ship's lounge or on the Sun Deck until disembarkation.

## Headsets

During your trip, complimentary headsets, or Whispers receivers, are provided on our guided tours through the places we visit. These receivers and headsets allow you to hear your Trip Experience Leader and our local guides better. If use a hearing aid or have strong preferences for headphones, we highly encourage you to bring your own headsets/ear buds with you. The plug size is usually the same as that used by smartphones, computer jacks, etc.

## Medical Care

Should you need medical assistance, please contact the ship's 24 hour reception deck. They will arrange for a doctor to come onboard or for transport to the nearest medical facility against charge.

## Onboard Activities

During your cruise you'll enjoy exclusive Discovery Series events, including group activities that relate to the Amazon and organized canoe outings.

## Recreational Facilities

These include the sun deck. A word about the bar: Filter coffee, standard breakfast tea and water will be complimentary throughout the day. A selection of alcoholic cocktails, bottled beers, and wines is available for purchase at the bar. Prices are in local currency.

## Telephone Services

To make telephone calls from the ship, you will be charged on your shipboard account on the last day of the cruise. Phone calls from the ship are placed via Reception. We advise you to use them only for an emergency, as this is a very expensive service (for example, a call to New York City would cost about \$3.75 per minute). Calling Cards cannot be used over the ship's phone system.

## Smoking/Non-Smoking Policy

All cabins are non-smoking. Smoking is permitted only outside on the sun deck. Smoking is not allowed anywhere else on the ship.

## Elevator/Chairlift

The ship does **not** have an elevator or chairlift onboard.

## Ship Specifications

- **Size:** 105x30 ft

- **Capacity:** 32 passengers, 12 crew members
- **Layout:** 16 cabins, 4 decks
- **Elevator:** No

## ABOUT YOUR DESTINATIONS: CULTURE, ETIQUETTE & MORE

---

### O.A.T. Trip Experience Leaders: A World of Difference

During your adventure, you'll be accompanied by one of our local, Trip Experience Leaders. All are fluent in English and possess the skills, certification, and experience necessary to ensure an enriching adventure. As locals of the regions you'll explore with them, our Trip Experience Leaders provide the kind of firsthand knowledge and insight that make local history, culture, and wildlife come alive. Coupled with their unbridled enthusiasm, caring personalities, and ability to bring diverse groups of travelers together, our Trip Experience Leaders ensure that your experience with O.A.T. is one you'll remember for a lifetime.

### South American Culture

History has seen to it that there are many cultural similarities shared by most modern-day South American nations, including the three visited on this adventure: Brazil, Argentina, and Uruguay. While South America was once home to a wide range of indigenous populations with distinct languages, customs, and cultural traditions, the continent was conquered almost at the very same time by two neighboring European empires—Spain and Portugal. Spain colonized Argentina for 200 years and Portugal colonized Brazil for two centuries. Spain and Portugal battled over the territory of Uruguay for near 400 years.

Spanish and Portuguese colonization began in South America in the early 1500s. And within a century, about 90% of South America's indigenous populations had been eliminated at the hands of colonialists. Many ancient cultures have survived, however, resulting in a fusion of cultures that reflect both European colonizers and indigenous traditions in each South American country. As a result, most modern-day Argentinians are descendants of Spanish colonizers with minimal indigenous influences; most modern-day Uruguayans are descendants of European colonizers and indigenous Mapuche Indians; and most modern-day Brazilians are descendants of Portuguese colonizers, indigenous peoples, along with slaves from Africa.

Language is always a strong part of national identity. Spanish is spoken in Argentina and Uruguay. And in Brazil, close to 100% of the population speak Portuguese—with the only exceptions being small pockets of Amerindian groups or recently arrive Asian immigrant communities.

But while all South American countries do share many cultural influences stemming from European colonization, each is passionate about variances that are uniquely their own—like Brazil's samba and West African-influenced cuisine, Argentina's tango, or Uruguay's national dance called the candombe. And in Argentina, for example, gauchos remain a proud symbol of Argentinian culture. These iconic cowboys of mixed European and indigenous descent began roaming the Pampas grasslands of Argentina on horseback beginning in the 18th century.

Like in much of South America, these three countries are predominantly Roman Catholic, but the spiritual beliefs of indigenous cultures influence many religious celebrations and activities. Whether it's indigenous roots, regional cuisine, music, art, or iconic dances, each South American country is justifiably proud and passionate about their own unique history and culture.

## Taking Photographs

When taking photos of people in most countries, be polite and ask permission to take a close-up. In many countries, you should not be taking photos of children or older women without permission. Do not take photographs of military personnel, military compounds, or other official institutions/personnel (such as police). This may result in the confiscation of your camera.

Please obey any signs regarding photos at museum or sites; the no-flash rule protects the fragile artifacts and artwork from damage by repeated exposure to light. Occasionally, there may also be a small fee levied by the museum or site for the privilege of taking photos.

## Safety & Security

As you travel, exercise the same caution and awareness that you would in a large American city. Carry a one-day supply of cash, and your passport, in a travel pouch. Don't leave valuables unattended in your hotel room – use a room safe as needed. In any sort of puzzling street situation, try to keep one hand on your wallet or money belt.

## Brazilian Cuisine

Brazil's cuisine varies from region to region, due to its mixed population of native Brazilians and immigrants, as well as its large size. The cuisine sees heavy influences from the Europeans who colonized much of South America, from the Africans who were brought over as slaves, and from the other nearby Amerindians. Common ingredients utilized by native Brazilians are cashews, *cassava* (a shrub with a starchy root, often called yuca), *guarana* (a climbing plant with fruit and seeds), *acai* (a fruit often compared to blackberries and unsweetened chocolate in taste), *cumaru* (a flowering tree with a bitter seed), and *tucupi* (a yellow sauce from the manioc root in the Amazon). As more Europeans settled into the country, they added wheat, wine, leafy vegetables, and dairy to the diet. Other common ingredients used include tropical fruits like coconuts, papayas, mangos, pineapples, oranges, and passion fruits. In popular dishes, you are likely to find rice, beans, cassava, or cornflour listed as a main ingredient, as they are firm staples of the cuisine. Dishes to try are:

- **Feijoada:** A stew with heavy Portuguese influences, made of black beans and pork, with garlic rice, cassava flour, collard greens, and vinaigrette
- **Feijao tropeiro:** Popular in southeastern Brazil and made with collard greens, eggs, beans, bacon, pork, and cassava flour
- **Acaraje with vatapa:** A dish popular in the northeastern region with west African influences, it is made of deep-fried ball of peeled back-eyed peas, onions, and salt, filled with *vatapa* – a paste of shrimp, coconut milk, bread, ground peanuts, and palm oil, that was brought over by West Africa slaves.
- **Escondidinho de frango com mandioca:** A northeast region dish of chicken hidden under cassava puree



- **Moqueca:** Best known as the Brazilian Fish Stew, this dish is most popular in the northeast, with the ingredients different per region. Common made with some variation of seafood, like shellfish, shrimp, fish, etc., and served with rice
- **Pastel:** A popular street food of flat fried dough filled with melted cheese and minced meat
- **Empada:** Little pies filled with chicken, fish, *palmito* (heart of palm, a vegetable from the inner core of palm trees such as coconut or acai trees), or chocolate
- **Mousse de maracuja:** A dessert mouse made from passion fruits
- **Beijinho:** Originally from Portugal, these truffles were adapted away from almonds to the more local coconut. This dessert is made with sweetened condensed milk, coconut flakes, butter and caster sugar

Brazil also offers its own style of barbecue: *churrascaria*, where a server comes to your table with skewers of many varieties of meat and cuts it off directly onto your plate. Or for an inexpensive meal try a *comida por kilo*, self-service buffets where you pay by weight.

## Argentinian Cuisine

How to sum up Argentine cooking in just a few words? Probably: Meats, Italian-style pasta, and coffee.

Beef, or *bife* (beef-eh), is the staple of Argentina and the golden El Dorado of her economy. Somewhere around 51 million Aberdeen Angus and Hereford cattle graze in the pampas and, thanks to the gauchos, provide locals with abundant, tasty fare. Restaurant menus everywhere in the country feature some type of beef selection, and lamb is popular too. For lighter fare—or for vegetarians—look for the many pasta dishes on offer, a legacy of decades of immigration from Italy. And at the end of your meal enjoy a strong cup of European-style coffee served as an espresso, latte, or cappuccino. Some dishes to look for are:

- **Asado:** Argentine-style BBQ, usually beef or lamb grilled over the coals or roasted on an open fire.
- **Parrillada:** A mixed grill platter that includes a bit of everything—*chorizo* (sausage), *costillas* (ribs), and either *carne* (beef) or *pollo* (chicken). This may also include cuts that are less familiar to Americans, such as *chinchulines* (small intestines), *mojellas* (sweetbreads), or *morcilla* (blood sausage).
- **Steak (*bife*):** Various cuts are available, but be warned that if you don't specify how you want it cooked, it will likely come medium to well done. Surprisingly, it can be hard to get rare or medium rare; it is just not common to order it that way here.
- **Chimichurri:** A spicy sauce with an olive oil base, good on everything, especially *empanadas*.
- **Empanadas:** Fried or baked pastries stuffed with meat and vegetables. Often served as a bar snack or appetizer, but order a few different kinds and you'll have a meal.
- **Chozipan:** *Chorizo* (sausage) served in a bun.

- **Dulce de leche:** A milk caramel topping that Argentines eat with all sorts of desserts and is used as the filling in *alfajores* cookies. There are so many different kinds, that you may see shops selling nothing but this sweet treat.
- **Mate:** A type of caffeinated herbal tea, often drunk socially from a gourd-shaped cup with a special straw.
- **Wines:** Argentina is known for its red wines, which pair well with all the beef, steak, and lamb on the menu. Torrontes in particular is a renowned local grape.

And finally, one note of precaution: Argentines thoroughly salt almost everything, particularly meats and even salads sometimes. If you dine out, you may want to request unsalted food. When you order, simply tell the waiter *no use (oo-say) sal, por favor*.

## Uruguayan Cuisine

Uruguayan cuisine is heavily influenced by European styles (such as Italian, Spanish, and German), but relies more heavily on beef due to its large agriculture industry. While in Uruguay look for these traditional dishes:

- **Chivito:** The national sandwich of Uruguay, filled with thinly sliced grilled beef, ham, bacon, lettuce, tomato, melted mozzarella and a fried egg.
- **Asado:** Traditional Uruguayan barbecue, which is typically prepared over an open fire and consists of various cuts of beef and other meats such as lamb and goat.
- **Empanadas:** Savory pastries filled with meats and cheeses, including the *Empanada Gallega*, which is filled with fish, onions, and peppers.
- **Polenta:** A popular dish served with various sauces.
- **Pastel de carne:** A meat pie with ground beef, peppers, eggs, and mashed potatoes.
- **Chajá:** A dessert of sponge cake with whipped cream and meringue.

## Shopping: What to Buy, Customs, Shipping & More

There may be scheduled visits to local shops during your adventure. There is no requirement to make a purchase during these stops, and any purchase made is a direct transaction with the shop in question, subject to the vendor's terms of purchase. O.A.T. is not responsible for purchases you make on your trip or for the shipment of your purchases.

## Returns

If you discover an issue with an item, you should contact the vendor directly and expect that any resolution will take longer than it would in the U.S. We recommend that you keep a copy of all your receipts, invoices, or contracts, along with the shop's contact information. Keep in mind, local practice may vary from U.S. standards, so don't assume that you have a certain number of days after the purchase to speak up or that you are guaranteed a refund.

## Crafts & Souvenirs

### Brazil

Brazil is a shopping bonanza. Traditional handicrafts like wooden carvings, masks, ceremonial figures in wood or clay, and handmade lace or textiles complete for your attention with modern brands like Havaianas flip-flops, and Granado beauty products. To make your own caipirinha cocktails at home, bring back a bottle of the local sugarcane liquor called cachaca. Or for a non-alcoholic option, chose a bag of Brazilian coffee. Other items for sale include soccer memorabilia and props for the yearly carnival festival.

### Argentina

Argentina is world-famous for its leather goods and you'll find them readily available in Buenos Aires. Popular buys include belts, jackets, boots, shoes, skirts, pants, briefcases, and purses. These come in a rainbow of pastels and vivid colors, and a variety of textures from rough suedes to soft leathers. Other items worth considering include wool sweaters, clothing made of the Argentine equivalent of cashmere, ponchos, wine, mate cups, and antique silver gaucho accessories. Top-quality jewelry is also sold, with the best buys being items made with Inca Rose or rhodochrosite. Argentina is one of the few places in the world where this is found and it is used in everything from jewelry to carved figures.

**Bargaining:** Argentina does not have a bargaining culture; prices in shops are fixed. The only place you may be able to bargain is in the open-air markets. If you try to bargain at a market, keep in mind that if you make an offer, you should be prepared to buy at that price. Bring a mix of small bills so that you can pay in exact change.

### Uruguay

In Uruguay, look for an abundance of well-made and inexpensive leather products. You'll find belts, wallets, bags, and shoes in many markets. Other popular items in woolen products, seashells, and high-quality wood items, such as cutting boards or sculptures. Don't forget to look for dulce de leche or *alfajores*, a small cake (typically the size of a cookie) that is filled with dulce de leche and covered in chocolate, coconut, or powdered sugar.

**Bargaining:** Uruguay does not have a bargaining culture; prices in shops are fixed. The only place you may be able to bargain is in the open-air markets. If you try to bargain at a market, keep in mind that if you make an offer, you should be prepared to buy at that price. Bring a mix of small bills so that you can pay in exact change.

## U.S. Customs Regulations & Shipping Charges

For all things related to U.S. Customs, the ultimate authority is the U.S. Bureau of Customs & Border Protection. Their website, **[www.cbp.gov](http://www.cbp.gov)** has the answers to the most frequently asked questions. Or you can call them at **1-877-227-5511**.

The top three points to know are:

- At time of writing, your personal duty-free allowance is \$800 for items brought with you. Items totaling more than \$800 are subject to duty fees.
- **Items shipped home are always subject to duty when received in the U.S.** Even when the shop has offered to include shipping and duties in the price, this typically means shipping to the nearest customs facility and payment of the export duties—not door-to-door shipping or payment of the import duties. All additional duties or shipping charges would be your responsibility. Unless an item is small enough to send by parcel service (like FedEx), chances are you will need to arrange shipping or pick-up once the item is in the U.S. and will need to pay customs duties.
- It is illegal to import products made from endangered animal species. U.S. Customs & Border Protection will seize these items, as well as most furs, coral, tortoise shell, reptile skins, feathers, plants, and items made from animal skins.

## DEMOGRAPHICS & HISTORY

---

### Brazil

#### Facts, Figures & National Holidays

- **Area:** 3,286,470 square miles
- **Capital:** Brasilia
- **Languages:** Portuguese is the official language; English is also spoken
- **Ethnicity:** White 47.7%, biracial 43.1%, black 7.6%, Asian 1.1%, indigenous 0.4%
- **Location:** Brazil is bordered by Argentina, Bolivia, Colombia, French Guiana, Guyana 1, Paraguay, Peru, Suriname, Uruguay, and Venezuela.
- **Geography:** Brazil is geographically divided into highlands and plateaus in the south and the Amazon River Basin in the north.
- **Population:** 210,147,125 (estimate)
- **Religions:** Roman Catholic 64.6%, other Catholic 0.4%, Protestant 22.2% (includes Adventist 6.5%, Assembly of God 2.0%, Christian Congregation of Brazil 1.2%, Universal Kingdom of God 1.0%, other Protestant 11.5%), other Christian 0.7%, Spiritism 2.2%, other 1.4%, none 8%, unspecified 0.4%
- **Time Zone:** Brazil has four time zones. When it is 6am in Washington D.C., it is 7am in Rio de Janeiro.

#### National Holidays: Brazil

In addition to the holidays listed below, Brazil celebrates a number of national holidays that follow a lunar calendar, such as Easter, Carnival, and Corpus Christi To find out if you will be traveling during these holidays, please visit [www.timeanddate.com/holidays](http://www.timeanddate.com/holidays).

01/01 New Year's Day

04/21 Tiradentes Day

05/01 Labor Day / May Day

09/07 Independence Day

10/12 Our Lady Aparecida / Children's Day

11/02 All Souls Day

11/15 Republic Proclamation Day

12/25 Christmas

#### Brazil: A Brief History

Modern day Brazil was inhabited as far back as 8,000 years ago by migrating hunters who traveled from Asia by land or coastal sea routes. The Portuguese, who eventually settled much of this land, did not arrive until the 15th century. Motivated by competition with Spain, and inspired by advances in navigation, Portugal first sailed toward Brazil in search of a path to the Far East.

They were granted land rights below a north-south line through an agreement with Spain known as the Treaty of Tordesillas. An expedition commanded by Pedro Alvares Cabral then formally claimed the land on behalf of the King of Portugal. Brazil was finally settled in 1532 by São Vicente. Later, a system of twelve “captaincies” united it under Tome de Souza.

As the new colony began to prosper, interest grew from other European countries. In 1630, the Dutch occupied the northeast, and the city of Recife flourished under Count Maurits, but the Dutch were eventually driven out. Settlement in Brazil remained heavy on the east coast until a boom beckoned people from all over the country to move inland in search of gold and, later, diamonds. A group of bandeirantes (colonial scouts) pushed west in search of riches and slaves; they established outposts where many of today’s Brazilian cities still exist.

Throughout the next two centuries, Portugal benefited from Brazil’s prosperity through a series of taxes and restrictions that were common for the time. In 1788, Jose da Silva Xavier led an unsuccessful movement for independence from these practices. That independence came years later, after Napoleon Bonaparte invaded Portugal and the Portuguese royal family fled to Brazil. When the war was over and they returned home, their son, Pedro, declared independence and later became Emperor of Brazil. He later abdicated to his five-year-old son, Dom Pedro II, who officially took over at the age of 15 and led Brazil through a period of progress and expansion. After freeing all slaves in Brazil in 1888, Dom Pedro II was overthrown in favor of a new republican government.

The Republic saw Brazil through World War I and the Great Depression, but was overthrown by a military junta. Getulio Vargas outlawed the elected government and replaced it with the Estado Novo. Vargas instituted nationalist policies, developing the country’s vast resources and uniting Brazil with the Allies during World War II. After Vargas, a series of military-appointed presidents followed until 1985, when a civilian was again elected to the presidency. Brazil then entered a period of economic prosperity and, in 1989, returned to a democratic government with the election of Fernando Collor de Mello (often simply referred to as “Collor”).

Unfortunately, the election did not result in the political stability that Brazilians had hoped for. In 1994, a former Minister of the Treasury, Fernando Henrique Cardoso was elected president. President Cardoso’s administration put a strong emphasis on improving Brazil’s economy and reaching out the international community at large. Despite some setbacks, he was re-elected in 1998, and managed to somewhat control the rampant inflation that had been an issue for Brazil in the past. Lula was re-elected for a second term, and in 2009 was faced with his biggest challenge: the world financial crisis. Although the Brazilian economy was impacted, certain tax measures and investments in industry and manufacturing helped the country bounce back. In 2010 Dilma Rousseff was elected as Brazil’s first female president; one of her first challenges was preparing the country to be a host of both the World Cup Finals (in 2014) and the Summer Olympics (in 2016). She has also instituted new programs designed to reduce poverty, especially childhood poverty. Rousseff was charged with criminal administrative misconduct and disregard for the federal budget during her second term and suspended on April 17th, 2016, with her Vice President Michel Temer taking over her duties as Acting President until her formal impeachment on August



31st, 2016. In the 2018 elections, Jair Bolsonaro, the first president of the Republic to graduate from the Armed Forces since the end of the Military Regime, was elected. That same year, during the Senate elections, Rousseff ran for office in Minas Gerais. She placed fourth.

Bolsonaro's policies focused on domestic issues, including recovery from the 2014 economic crisis. While the economy recovered slowly under Bolsonaro, his other policies caused controversy, notably his decisions to remove protections for Indigenous groups, facilitate the deforestation of the Amazon Rainforest, and downplaying the lethal consequences of the COVID-19 pandemic. In 2022, Bolsonaro lost re-election to Luiz Inácio Lula da Silva, who previously served as the 35th president of Brazil. Bolsonaro and his supporters claimed the vote was invalid and attempted a coup, storming federal buildings.

For his part in the attempt, the Superior Electoral Court banned Bolsonaro for attempting for re-election again until 2030. President Lula, since he was instated in office on January 1st 2023, has pushed for peace in the Russian invasion of Ukraine and has pledged to end illegal logging and minimize the deforestation of the Amazon Rainforest.

## Argentina

### Facts, Figures & National Holidays

- **Area:** 1,073,518 square miles
- **Capital:** Buenos Aires
- **Languages:** Spanish is the official language. English is widely spoken in major cities and tourist centers.
- **Location:** Argentina is bordered by Bolivia, Paraguay, Brazil, Uruguay, and Chile
- **Geography:** Located in the South and West Hemisphere, Argentina features a diverse landscape ranging from the ice fields of Patagonia to the fertile pampas to the Andes Mountains.
- **Government Type:** Republic
- **Population:** 46,044,703 (Estimate)
- **Religions:** Roman Catholic 92%, Protestant 2%, Jewish 2%, other 4%.
- **Time Zone:** Argentina time (ART) is 3 hours behind Coordinated Universal Time. Generally Argentina is 1 hour ahead of Eastern Time in the U.S. So usually, when it is 6am in Washington D.C. it is 7am in Buenos Aires. But Argentina doesn't use daylight saving time like the U.S. does, so from November to March there is a 2 hour difference—6am in D.C. is 8am in Buenos Aires.

## National Holidays: Argentina

In addition to the holidays listed below, Argentina celebrates a number of national holidays that follow a lunar calendar, such as Carnival, Holy Friday, and Easter. To find out if you will be traveling during these holidays, please visit [www.timeanddate.com/holidays](http://www.timeanddate.com/holidays).

01/01 New Year's Day

03/24 Memorial Day

04/02 Day of the Veterans

05/01 Labor Day / May Day

05/25 National Day/May 1810 Revolution

06/20 Flag Day

07/09 Independence Day

3rd Monday in August General San Martin Day

2nd Monday in October Colombus Day

12/08 Feast of the Immaculate Conception

## Argentina: A Brief History

Little is known about societies that occupied prehistoric Argentina, though fossil records indicate a presence in the region of today's Patagonia as early as 11,000 B.C. The Spanish arrived in Argentina early in the 16th century and would rule the country for the next 300 years. Spain's grip on Argentina began to loosen during events that began in 1806, when the British overpowered Spanish military forces in Buenos Aires and attacked the Malvinas Islands (later known as the Falkland Islands). When word arrived in Argentina that Napoleon had conquered cities in Spain and overthrown the Spanish king, the people of Argentina were inspired to rule themselves, which brought about independence in 1816.

With the help of an influx of immigrants late in the 19th century, Argentina's economy began gathering strength. Its continued growth in the initial decades of the 20th century was often at the expense of the working class. Juan Perón, who was elected president in 1946, recognized the plight of workers and sought to empower them by increasing union membership and expanding social and educational programs. When Argentina's economy declined in the early 1950s, he became increasingly authoritarian. After the death of his first lady in 1952, the charismatic Eva "Evita" Perón whom the workers loved, Juan began losing support and was eventually overthrown in a violent coup in 1955. Forced into exile by the military, Juan Perón fled to Paraguay and then settled in Spain in 1960.

Continuing to wield influence from afar, Perón returned to power in 1973 in a special election, with his new wife Isabel, an Argentinian dancer he married in 1961, becoming his vice president. But Juan's return was short-lived when he died in 1974, which resulted in Isabel becoming Argentina's new president—someone who was resented by millions of Argentinians still devoted to Evita. With the country now entering a downward spiral due to the Arab oil embargo and other factors, Isabel was deposed in a military coup in 1976. The right-wing military junta that took power ruled Argentina brutally for the next several years, killing some 20,000–30,000 revolutionaries or sympathizers. The country's downward spiral continued, and after Argentina lost the Falklands War (in Spanish, the *Guerra de las Malvinas*) to the British in 1982, the military's credibility was finished, leading to the next free elections.

While the decades that followed military rule have seen Argentina's fortunes rise and fall dramatically, the country's hard-won democracy has endured.

## Events that Shaped the 20<sup>th</sup> Century:

### **Argentina's Dirty War Against Socialism**

When Vice President Isabel Peron succeeded her husband, Juan Peron, as the Argentinian President following his death in 1974, she inherited a country in turmoil. As the less-liked third wife of the well-loved Juan Peron, the former dancer faced many challenges she was not prepared for, including skyrocketing inflation, party in-fighting, and terrorism.

Isabel managed to hold her office for almost two years, however, establishing authoritarian laws that slowly stole away the rights of the Argentinian people and purging leftist-minded politicians from positions of power. Her main advisor, Lopez Rega, was known for his fascist ideals and his right-wing paramilitary force, the Argentine Anticommunist Alliance (Triple A), which claimed responsibility for over 300 murders by the end of 1974.

Isabel was removed from her position in a military coup on March 24, 1976, and Argentina spend the next seven years under a civic-military dictatorship, led by Jorge Rafael Videla, Emilio Eduardo Massera, Roberto Eduardo Viola, and Leopoldo Galtieri, who graduated from the controversial U.S. Army School of the Americas where they were taught anti-communist counterinsurgency training, including the use of torture. Those years were known as the National Reorganization Process, or the "Dirty War".

Under the Videla regime, the Triple A were given carte blanche to hunt down and kill political dissidents in death squads, specifically targeting anyone associated with socialism and leftist activism. This list included high school and university students, writers, journalists, trade unionists, artists, and militants, who were believed to be associated with guerilla leftist groups, such as the Montoneros.

Over the course of seven years, a Dirty War was waged between the National Reorganization Process and the leftist guerilla groups, with thousands of civilians caught in-between. In the Night of the Pencils, on September 16, 1976, 10 high school students were kidnapped by agents of the Videla regime and tortured for information about the Montoneros. Most of the missing students taken were likely executed, with only four surviving to testify against their torturers.

As leftist guerrilla groups continued to assassinate politicians and commit acts of terror, the Videla regime became more determined to stamp out the threat, with "enforced disappearances" (almost 30,000 people, including young students, were secretly taken, tortured for information, and killed) and "death flights" (where dissidents, many of them people who were secretly taken, were drugged then loaded onto an aircraft and thrown to their deaths while in flight over the Atlantic). In response to the 30,000 missing, the Mothers of the Plaza, a group of mothers who had lost children and grandchildren to the Dirty War, began a decades-long campaign to call attention to the plight of the desaparecidos ("disappeared persons") and bring the murderers of their children to justice.

The actions of the regime were supported by the United States government at the time, with the Secretary of State, Henry Kissinger, congratulating the regime for their efforts against terrorism and expressing his approval of their methods. Under the Ford administration, and with Kissinger's support, the United States government provided \$80 million in security assistance and military aid to the regime. This support continued into the Carter administration until September 1978, when the aid was stopped under section 502B of the Foreign Assistance Act, prohibiting security assistance, including arms sales, to any country the government of which engages in a consistent pattern of gross violations of human rights

The regime fell apart under heavy public disapproval, with the military defeat in the Falkland Islands in 1982, when Argentina failed to seize the land from the United Kingdom, taking away the last of the military's credibility. When free elections were allowed once more, Argentina elected Raúl Alfonsín, who, within days of taking office, initiated cases against the leaders of the civic-military dictatorship, as well as the leftist guerilla groups. While he allowed the lower ranks of the military to claim "command responsibility" as they were just following orders, most of the military leaders were tried and sentenced for crimes against humanity and genocide.

The military leaders of the National Reorganization Process were later pardoned by Alfonsín's successor, President Carlos Menem, in 1990.

## Uruguay

### Facts, Figures & National Holidays

- **Area:** 68,037 square miles
- **Capital:** Montevideo
- **Languages:** Spanish the official language of Uruguay
- **Location:** Uruguay is bordered by Argentina and Brazil
- **Geography:** Uruguay features plains to the east, south, and west, along with sandy beaches along the coastline. Rolling hills and mountains can be found in northern Uruguay along the Brazilian border and central Uruguay features a large artificial lake.
- **Government Type:** Presidential Republic
- **Population:** 3,426,260 (estimate)
- **Religions:** Roman Catholic 47.1%, non-Catholic Christians 11.1%, non-denominational 23.2%, Jewish 0.3%, atheist or agnostic 17.2%, other 1.1%
- **Time Zone:** Uruguay time (UYT) is 3 hours behind Coordinated Universal Time. Generally Uruguay is 1 hour ahead of Eastern Time in the U.S. So usually, when it is 6am in Washington D.C. it is 7am in Uruguay.

## National Holidays: Uruguay

In addition to the holidays listed below, Uruguay celebrates a number of national holidays that follow a lunar calendar, such as Carnival and Easter. To find out if you will be traveling during these holidays, please visit [www.timeanddate.com/holidays](http://www.timeanddate.com/holidays).

01/01 New Year's Day

01/03 The Three Wise Men Day

05/01 Labor Day / May Day

06/19 Jose Artigas' Birthday Memorial

07/18 Constitution Day

08/25 Independence Day

12/25 Christmas Day

## Uruguay: A Brief History

Prior to European colonization, Uruguay was home to many small nomadic peoples such as the Charrua, Chana, Arachan and Guaraní tribes who survived by hunting and fishing.

In the early 1500s, present-day Uruguay, known as the Banda Oriental, became a buffer between the competing Portuguese and Spanish colonizers in South America. In 1516, Juan Díaz de Solís became the first European explorer to land here, but he was killed by natives. More explorers came to Uruguay in the 1520s, however settlements were very limited due to the lack of gold and silver in the region.

The Spanish Jesuits created the first permanent settlement in 1624 at Villa Soriano on the Rio Negro. In 1680, the Portuguese established Colonia del Sacramento across the coast from Buenos Aires. Due to the competition between the Spanish and the Portuguese, the Spanish tried to limit Portuguese colonization extending past the borders of Brazil. The Spanish settled Montevideo in 1726 and sought to capture Colonia del Sacramento. In 1750, Spain and Portugal signed the Treaty of Madrid which gave control to Spain, though a local government was established and land was given to the settlers.

By the end of the 18th century, the land was divided amongst cattle ranchers and used to raise cattle. The population had grown significantly with approximately 30,000 people living in Montevideo and the surrounding areas, of which approximately 30% were African slaves.

During the early 19th century, there were ongoing battles for colonial rule between the British, Spanish, and Portuguese, including British invasions into Buenos Aires. The first invasion in 1806 was successful but the city was quickly liberated by the Spanish and the second attempt was unsuccessful.

In 1810, following the abdication of the Spanish throne to Napoleon, the May Revolution took place which resulted in the end of the Spanish Viceroyalty and the creation of the United Provinces of Rio de la Plata, though the people remained divided between those who sought independence and those who remained loyal to the Spanish crown.

In 1811, Jose Gervasio Artigas Arnal, sometimes called "the father of Uruguayan nationhood," called for a war against Spanish rule and, with the help of Buenos Aires, defeated the Spaniards on May 18, 1811 at the Battle of Las Piedras. They began the Siege of Montevideo, at which point

the Spanish viceroy sought help from the Portuguese by asking them to invade the Banda Oriental from Brazil. Buenos Aires feared they would lose the territory to the Portuguese and made peace with the Spanish. When the Portuguese withdrew, Montevideo was left under the control of the Royalists, which Artigas and his followers saw as a betrayal by Buenos Aires.

Artigas successfully led the second Siege of Montevideo in 1813 and took part in the formation of the League of the Free People, a group of several provinces which sought freedom from Buenos Aires dominance. Artigas was named the Protector of the League of the Free People and proceeded to conduct land reforms which divided the land between small farmers.

Fearful that these revolutionary ideas would spread to Brazil, the Portuguese invaded the Banda Oriental in 1816 and occupied Montevideo on January 20, 1817. Artigas and his troops were defeated in 1820 at the Battle of Tacuarembó and the Banda Oriental was incorporated into Brazil as the Cisplatina province.

In 1825, the Thirty-Three Orientals, a militant revolutionary group led by Juan Antonio Lavalleja, landed in Cisplatina with the support of Buenos Aires and reached Montevideo on May 20. By June, a new provisional government was formed and on August 25, the newly elected assembly declared secession of the Cisplatina province from Brazil. Brazil declared the Cisplatine War which ended on August 27, 1828 with the Treaty of Montevideo. The treaty stipulated that Brazil and Argentina would recognize Uruguay as an independent buffer state, though not guaranteed. During the Paraguayan War, Uruguayan independence was secured and the Constitution of 1830 was approved.

Soon after achieving independence, political scene in Uruguay became split between two parties, both led by the former Thirty-Three, the conservative Blancos (“Whites”) and the liberal Colorados (“Reds”). The Colorados were led by the first President Fructuoso Rivera and represented the business interests of Montevideo; the Blancos were headed by the second President Manuel Oribe, who looked after the agricultural interests of the countryside and promoted protectionism.

Parties became associated with warring political factions in neighboring Argentina. The Colorados favored the exiled Argentinian liberal Unitarios, many of whom had taken refuge in Montevideo, while the Blanco president Manuel Oribe was a close friend of the Argentine strongman Juan Manuel de Rosas.

Oribe took Rosas’s side when the French navy blockaded Buenos Aires in 1838. This led the Colorados and the exiled Unitarios to seek French backing against Oribe and on June 15, 1838 an army led by the Colorado leader Rivera overthrew Oribe who fled to Argentina. The Argentinian Unitarios then formed a government-in-exile in Montevideo and, with secret French encouragement, Rivera declared war on Rosas in 1839. The conflict would last thirteen years and become known as the Guerra Grande (the Great War).

In 1840, an army of exiled Unitarios attempted to invade northern Argentina from Uruguay but had little success. In 1842 Argentinian army overran Uruguay on Oribe’s behalf. They seized most of the country but failed to take the capital. The Great Siege of Montevideo, which began in February 1843, lasted nine years. The besieged Uruguayans called on resident foreigners for



help and a French and an Italian legions were formed. The latter was led by the exiled Giuseppe Garibaldi, who was working as a mathematics teacher in Montevideo when the war broke out. Garibaldi was also made head of the Uruguayan navy.

The Argentinian blockade of Montevideo was ineffective as Rosas generally tried not to interfere with international shipping on the River Plate, but in 1845, when access to Paraguay was blocked, Britain and France allied against Rosas, seized his fleet and began a blockade of Buenos Aires, while Brazil joined in war against Argentina. Rosas reached peace deals with Great Britain and France in 1849 and 1850 respectively. The French agreed to withdraw their legion if Rosas evacuated Argentinian troops from Uruguay. Oribe still maintained a loose siege of the capital. In 1851, the Argentinian provincial strongman Justo José de Urquiza turned against Rosas and signed a pact with the exiled Unitarios, the Uruguayan Colorados and Brazil against him. Urquiza crossed into Uruguay, defeated Oribe and lifted the siege of Montevideo. He then overthrew Rosas at the Battle of Caseros on February 3, 1852. With Rosas's defeat and exile, the Guerra Grande finally came to an end. Slavery was officially abolished in 1852.

A ruling triumvirate consisting of Rivera, Lavalleja and Venancio Flores was established, but Lavalleja died in 1853, Rivera in 1854 and Flores was overthrown in 1855.

The government of Montevideo rewarded Brazil's financial and military support by signing five treaties in 1851 that provided for perpetual alliance between the two countries. Montevideo confirmed Brazil's right to intervene in Uruguay's internal affairs. Uruguay also renounced its territorial claims north of the Río Cuareim, thereby reducing its area to about 176,000 square kilometers, and recognized Brazil's exclusive right of navigation in the Laguna Merin and the Río Yaguarón, the natural border between the countries.

In accordance with the 1851 treaties, Brazil intervened militarily in Uruguay as often as it deemed necessary. In 1865, the Treaty of the Triple Alliance was signed by the emperor of Brazil, the president of Argentina, and the Colorado general Venancio Flores, the Uruguayan head of government whom they both had helped to gain power. The Triple Alliance was created to wage a war against the Paraguayan leader Francisco Solano López. The resulting Paraguayan War ended with the invasion of Paraguay and its defeat by the armies of the three countries. Montevideo, which was used as a supply station by the Brazilian navy, experienced a period of prosperity and relative calm during the war.

The Uruguayan War was fought between governing Blancos and alliance of Empire of Brazil, Colorados who were supported by Argentina. In 1863 the Colorado leader Venancio Flores launched the Liberating Crusade aimed at toppling President Bernardo Berro and his Colorado–Blanco coalition (Fusionist) government. Flores was aided by Argentina's President Bartolomé Mitre. The Fusionist coalition collapsed as Colorados joined Flores' ranks.

The Uruguayan civil developed into a crisis of international scope that destabilized the entire region. Even before the Colorado rebellion, the Blancos had sought an alliance with Paraguayan dictator Francisco Solano López. Berro's now purely Blanco government also received support from Argentine Federalists, who opposed Mitre and his Unitarians. The situation deteriorated as the Empire of Brazil was drawn into the conflict. Brazil decided to intervene to reestablish the security of its southern frontiers and its influence regional affairs. In a combined offensive

against Blanco strongholds, the Brazilian–Colorado troops advanced through Uruguayan territory, eventually surrounding Montevideo. Faced with certain defeat, the Blanco government capitulated on February 20, 1865.

The short-lived war would have been regarded as an outstanding success for Brazilian and Argentine interests, had Paraguayan intervention in support of the Blancos (with attacks upon Brazilian and Argentine provinces) not led to the long and costly Paraguayan War. In February 1868 former Presidents Bernardo Berro and Venancio Flores were assassinated.

José Batlle y Ordóñez, President from 1903 to 1907 and again from 1911 to 1915, set the pattern for Uruguay's modern political development and dominated the political scene until his death in 1929. Batlle was opposed to the co-participation agreement, because he considered division of departments among the parties to be undemocratic. Blancos feared loss of their power if proportional election system was introduced and started their last revolt in 1904, which ended with Colorado victory at the Battle of Masoller.

After the victory over Blancos, Batlle introduced widespread political, social, and economic reforms such as a welfare program, government participation in many facets of the economy and a new constitution. Batlle introduced universal male suffrage, nationalized foreign owned companies and created a modern social welfare system. Under Batlle electorate was increased from 46 000 to 188 000. Income tax for lower incomes was abolished in 1905, secondary schools established in every city (1906), right of divorce given to women (1907), telephone network nationalized (1915) Unemployment benefits were introduced (1914), eight-hour working day introduced (1915), Uruguay proclaimed a secular republic (1917).

To prevent Presidential dictatorships, in 1913 Batlle proposed to introduce a collective Presidency (colegiado), based on the Swiss Federal Council model. His idea was defeated in a referendum of 1916, but he managed to get support from Blancos and the Second Constitution was approved in referendum of November 25, 1917. Under the new Constitution a split executive was created – President continued to control ministries of Foreign affairs, Interior and Defense. And the new nine-man National Council of Administration, which consisted of six Colorados and three Blancos, controlled ministries of Education, Finances, Economy and Health.

Batlle's split executive model lasted until 1933, when during the economic crisis of the Great Depression, President Gabriel Terra assumed dictatorial powers.

The new welfare state was hit hard by the Great Depression, which also caused a growing political crisis. Terra blamed the ineffective collective leadership model and after securing agreement from the Blanco leader Luis Alberto de Herrera in March 1933 suspended the Congress, abolished the collective executive, established a dictatorial regime and introduced a new Constitution in 1934. The former President Brum committed suicide in protest against the coup. In 1938 Terra was succeeded by his close political follower and brother-in-law General Alfredo Baldomir. During this time state retained large control over nation's economy and commerce, while pursuing free-market policies. After the new Constitution of 1942 was introduced, political freedoms were restored.

On January 25, 1942 Uruguay broke diplomatic relations with Nazi Germany, as 21 American nations did the same (except for Argentina), but did not participate in any actual fighting. In 1945 it formally joined the Declaration by United Nations.

In 1946 a Batlle loyalist, Tomás Berreta was elected to Presidency, and after his sudden death, Batlle's nephew Luis Batlle Berres became the President. To cover the British debt for the beef deliveries during WWII, in 1949 British owned railroads and water companies were nationalized. Batlle's followers within the Colorado Party gained sufficient strength to push for a constitutional referendum that adapted the new Constitution of 1952 which returned to the collective executive model – the National Council of Government was created. This was the high point of Batllismo. The end of the large global military conflicts by mid-1950s caused troubles for the country. Because of a decrease in demand in the world market for agricultural products, Uruguay began having economic problems, which included inflation, mass unemployment, and a steep drop in the standard of living for Uruguayan workers. This led to student militancy and labor unrest. The collective ruling council was unable to agree on harsh measures that were required to stabilize the economy. As the demand for Uruguay's export products plummeted, the collective leadership tried to avoid budget cuts by spending Uruguay's currency reserves and then began taking foreign loans. Uruguayan peso was devaluated, inflation reached 60% and economy was in deep crisis. In this situation Blancos finally won the 1958 elections and became the ruling party in the Council. As Blancos struggled to improve the economy they advocated the return to a strong Presidency. Once again, after a constitutional referendum the Council was replaced by a single Presidency by the new Constitution of 1967. Elections of 1967 returned Colorados to power, who became increasingly repressive in the face of growing popular protests and Tupamaros insurgency.

An urban guerrilla movement known as the Tupamaros formed in the early 1960s, first robbing banks and distributing food and money in poor neighborhoods, then undertaking political kidnappings and attacks on security forces. Their efforts succeeded in first embarrassing, and then destabilizing, the government.

The US Office of Public Safety (OPS) began operating in Uruguay in 1965. The US OPS trained Uruguayan police and intelligence in policing and interrogation techniques. The Uruguayan Chief of Police Intelligence, Alejandro Otero, told a Brazilian newspaper in 1970 that the OPS, especially the head of the OPS in Uruguay, Dan Mitrione, had instructed the Uruguayan police how to torture suspects, especially with electrical implements.

President Jorge Pacheco declared a state of emergency in 1968, and this was followed by a further suspension of civil liberties in 1972 by his successor, President Juan María Bordaberry. President Bordaberry brought the Army in to combat the guerrillas of the Movement of National Liberation (MLN), which was led by Raúl Sendic. After defeating the Tupamaros, the military seized power in 1973. Torture was effectively used to gather information needed to break up the MLN and also against trade union officers, members of the Communist Party and even regular citizens. Torture practices extended until the end of Uruguayan dictatorship in 1985. Uruguay soon had the highest per capita percentage of political prisoners in the world. The MLN heads were isolated in improvised prisons and subjected to repeated acts of torture. Emigration from Uruguay rose drastically, as large numbers of Uruguayans looked for political asylum throughout the world.

Bordaberry was finally removed from his “president charge” in 1976. He was first succeeded by Alberto Demicheli. Subsequently a national council chosen by the military government elected Aparicio Méndez. In 1980, in order to legitimize their position, the armed forces proposed a change in the constitution, to be subjected to a popular vote by a referendum. The “No” votes—against the constitutional changes totalled 57.2% of the votes, showing the unpopularity of the de facto government, that was later accelerated by an economic crisis.

In 1981, General Gregorio Álvarez assumed the presidency. Massive protests against the dictatorship broke out in 1984. After a 24-hour general strike, talks began and the armed forces announced a plan for return to civilian rule. National elections were held later in 1984. Colorado Party leader Julio María Sanguinetti won the presidency and, following the brief interim Presidency of Rafael Addiego Bruno, served from 1985 to 1990. The first Sanguinetti administration implemented economic reforms and consolidated democratization following the country’s years under military rule. Nonetheless, Sanguinetti never supported the human rights violations accusations, and his government did not prosecute the military officials who engaged in repression and torture against either the Tupamaros or the MLN. Instead, he opted for signing an amnesty treaty called in Spanish “Ley de Amnistia.”

Around 180 Uruguayans are known to have been killed during the 12-year military rule from 1973–1985. Most were killed in Argentina and other neighbouring countries, with only 36 of them having been killed in Uruguay. A large number of those killed, were never found and the missing people have been referred to as the “disappeared”, or “desaparecidos” in Spanish.

Sanguinetti’s economic reforms, focusing on the attraction of foreign trade and capital, achieved some success and stabilized the economy. In order to promote national reconciliation and facilitate the return of democratic civilian rule, Sanguinetti secured public approval by plebiscite of a controversial general amnesty for military leaders accused of committing human rights violations under the military regime and sped the release of former guerrillas.

The National Party’s Luis Alberto Lacalle won the 1989 presidential election and served from 1990 to 1995. President Lacalle executed major economic structural reforms and pursued further liberalization of trade regimes, including Uruguay’s inclusion in the Southern Common Market (MERCOSUR) in 1991. Despite economic growth during Lacalle’s term, adjustment and privatization efforts provoked political opposition, and some reforms were overturned by referendum.

In the 1994 elections, former President Sanguinetti won a new term, which ran from 1995 until March 2000. As no single party had a majority in the General Assembly, the National Party joined with Sanguinetti’s Colorado Party in a coalition government. The Sanguinetti government continued Uruguay’s economic reforms and integration into MERCOSUR. Other important reforms were aimed at improving the electoral system, social security, education, and public safety. The economy grew steadily for most of Sanguinetti’s term until low commodity prices and economic difficulties in its main export markets caused a recession in 1999, which continued into 2002.

The 1999 national elections were held under a new electoral system established by a 1996 constitutional amendment. Primaries in April decided single presidential candidates for each party, and national elections on October 31 determined representation in the legislature. As no presidential candidate received a majority in the October election, a runoff was held in November. In the runoff, Colorado Party candidate Jorge Batlle, aided by the support of the National Party, defeated Broad Front candidate Tabaré Vázquez.

The Colorado and National Parties continued their legislative coalition, as neither party by itself won as many seats as the 40% of each house won by the Broad Front coalition. The formal coalition ended in November 2002, when the Blancos withdrew their ministers from the cabinet, although the Blancos continued to support the Colorados on most issues.

Batlle's five-year term was marked by economic recession and uncertainty, first with the 1999 devaluation of the Brazilian real, then with the outbreaks of foot-and-mouth disease (aftosa) in Uruguay's key beef sector in 2001, and finally with the political and economic collapse of Argentina. Unemployment rose to close to twenty percent, real wages fell, the peso was devalued and the percentage of Uruguayans in poverty reached almost forty percent.

These worsening economic conditions played a part in turning public opinion against the free market economic policies adopted by the Batlle administration and its predecessors, leading to popular rejection through plebiscites of proposals for privatization of the state petroleum company in 2003 and of the state water company in 2004. In 2004 Uruguayans elected Tabaré Vázquez as president, while giving the Broad Front coalition a majority in both houses of parliament. The newly elected government, while pledging to continue payments on Uruguay's external debt, has also promised to undertake a crash jobs programs to attack the widespread problems of poverty and unemployment.

In 2009, former Tupamaro and agriculture minister José Mujica, was elected president, subsequently succeeding Vázquez on March 1, 2010.

Vázquez ran for office again in 2014 and was sworn into office as the 41st President of Brazil in 2015. He was succeeded by Luis Lacalle Pou, the son of the 36th President of Brazil, who was instated as president in 2020.

## RESOURCES

---

### Suggested Reading

#### Brazil

**Brazil** by Michael Palin (2012, Travel Narrative) What would it be like to travel Brazil with a cultured and funny travel enthusiast who happened to be a member of the famed British comedy group Monty Python? This book tells you.

**Brazil: Five Centuries of Change** by Thomas E. Skidmore (2009, 2nd Ed., History) It's hard to condense 500 years of history into roughly 250 pages, but this useful volume on Brazil's colonial history and post-independence era mostly succeeds. (For more recent history, you could pick up **The New Brazil** by Riordan Roett or **The Throes of Democracy: Brazil** since 1989 by Bryan McCann.)

**Brazil** by Errol Lincoln Uys (2000, Literature) A massive and sweeping historical novel that follows the lives of two families across multiple generations, set against the backdrop of historical Brazil. Reminiscent of Alex Haley's *Roots* or *Shogun* by James Clavell, but this time set in South America.

**The Brazilians** by Joseph Page (1995, Culture) A useful review of how Brazil's people, history, economy and politics have shaped its modern-day culture.

#### Argentina

**The Ministry of Special Cases** by Nathan Englander (2009, Historical Fiction) Set in Buenos Aires's Jewish community during the 1970s, the author's well-received first novel blends a family story with the tragic "dirty war"—a time when citizens were made to disappear.

**False Calm: A Journey Through the Ghost Towns of Patagonia** by Maria Sonia Cristoff (2005, Non-fiction) Although the author left her tiny, remote town in Patagonia, she later returned to interview the people who stayed. Part memoir, part reporting, and part travelogue this beautifully written book gives you a great sense of the isolation of Patagonia.

**And the Money Kept Rolling In (and Out)** by Paul Blustein (2005, Economics/History) A currency crisis isn't usually a page-turner. But Blustein manages to do just while he digs into what role the World Bank, the IMF and Wall Street played in the spectacular collapse of Argentina's economy in 2001.

**Enduring Patagonia** by Gregory Crouch (2001, Non-fiction) This is the gripping true adventure story that documents the successes and failures of seven climbing expeditions in the Patagonian Andes.

**Evita: The Real Life of Eva Peron** by Nicholas Fraser and Marysa Navarro (1996, Biography) Considered to be one of the best-researched and most balanced accounts of the woman behind the myth.



## Uruguay

***Lands of Memory*** by Felisberto Hernandez (2015, Short Stories) A beautiful compilation of short stories and novellas by a well-known Uruguayan writer.

***The Invisible Mountain*** by Carolina De Robertis (2009, Historical Fiction) The story of three generations of women against the backdrop of Uruguay during the violent guerrilla movement of the late 1960s.

***The Book of Embraces*** by Eduardo Galeano (1989, Memoir) A collage-like memoir by Uruguayan journalist and author Eduardo Galeano, including recollections of his exile during the military dictatorship in the 1970s and other observations and remembrances.

***Alive: The Story of the Andes Survivors*** by Piers Paul Read (1974, Memoir) In October 1972, Uruguayan Air Force Flight 571 crashed into the Andes Mountains carrying an Uruguayan rugby team, along with their family and friends. *Alive* tells the story of the crash and how sixteen of the passengers managed to survive in sub-zero temperatures.

## Suggested Films & Videos

### Brazil

***The Mechanism*** (2018, Political Drama) Netflix TV Show, loosely based on true events. A scandal erupts in Brazil during an investigation of alleged government corruption via oil and construction companies.

***Favela Rising*** (2005, Documentary) A documentary about the work of Anderson Sa, a reformed drug trafficker who formed a non-profit group that promotes music and education in the favelas (shantytowns) of Brazil.

***City of God*** (2003, Foreign) The film follows a group of friends from the 1960s through the 80s as they grow up in a Brazilian shantytown—ironically named “the City of God”. The film deals frankly with violence, drugs, poverty, and other topics that can be hard to watch, but was considered an instant classic by critics. The original title is *Cidade de Deus*.

***The Mission*** (1986, Historical Drama) This visually stunning period drama (with Robert De Niro) is about a group of Jesuits trying to convert indigenous tribes by Iguassu Falls. But suddenly, everything they have worked for is thrown into disarray when the land their mission stands on goes from being Spanish territory to Portuguese.

### Argentina

***Operation Finale*** (2018, Drama/History) In 1960, Israeli spies travel to Argentina to undertake a daring mission to capture notorious Nazi war criminal Adolf Eichmann and bring him to justice.

***Blessed by Fire*** (2005, Drama) A film about the Falklands War (Malvinas War) and its aftermath, as told from the point of view of an Argentinean soldier looking back at his experiences two decades later. In Spanish with subtitles.

***The Motorcycle Diaries*** (2004, Biopic) This nicely done coming-of-age film follows a 23-year-old Che Guevara (played by Mexican actor Gael Garcia Bernal) and his friend Alberto Granado (played by Argentine actor Rodrigo de la Serna) on a motorcycle journey across South America. Spanish with subtitles.

***The Official Story*** (1985, Drama) As Alicia searches for more information about her adopted daughter's birth mother, she begins to uncover the history and extent of "the Disappeared" — political prisoners held captive by Argentina's ruling military government. In Spanish with subtitles.

## Uruguay

***Anina*** (2013, Animation) A Uruguayan children's tale about a young girl who gets into an altercation on the playground. As a punishment, she is given a sealed envelope and instructed not to open it for a week. As Anina anxiously waits to discover the contents of the envelopes, she ends up on a journey of her own.

***Whisky*** (2004, Comedy) One of the most well-known Uruguayan films, *Whisky* tells the story of German and his estranged brother Jacobo. Jacobo returns to his sock factory after a long absence in hopes of finding a wife and showing that he has made something of his life.

## Useful Websites

### **Overseas Adventure Travel Frequently Asked Questions**

[www.oattravel.com/faq](http://www.oattravel.com/faq)

### **International Health Information/CDC (Centers for Disease Control)**

[www.cdc.gov/travel](http://www.cdc.gov/travel)

### **Electricity & Plugs**

[www.worldstandards.eu/electricity/  
plugs-and-sockets](http://www.worldstandards.eu/electricity/plugs-and-sockets)

### **Foreign Exchange Rates**

[www.xe.com/currencyconverter](http://www.xe.com/currencyconverter)  
[www.oanda.com/converter/classic](http://www.oanda.com/converter/classic)

### **ATM Locators**

[www.mastercard.com/atm](http://www.mastercard.com/atm)  
[www.visa.com/atmlocator](http://www.visa.com/atmlocator)

### **World Weather**

[www.intellicast.com](http://www.intellicast.com)  
[www.weather.com](http://www.weather.com)  
[www.wunderground.com](http://www.wunderground.com)

### **Basic Travel Phrases (80 languages)**

[www.travlang.com/languages](http://www.travlang.com/languages)

### **Packing Tips**

[www.travelite.org](http://www.travelite.org)

### **U.S. Customs & Border Protection**

[www.cbp.gov/travel](http://www.cbp.gov/travel)

### **Transportation Security**

#### **Administration (TSA)**

[www.tsa.gov](http://www.tsa.gov)

### **National Passport Information Center**

[www.travel.state.gov](http://www.travel.state.gov)

### **Holidays Worldwide**

[www.timeanddate.com/holidays](http://www.timeanddate.com/holidays)

## Useful Apps

### **Flight Stats**

Track departures, arrivals, and flight status

### **LoungeBuddy**

Get access to premium airport lounges around the world

### **Timeshifter**

Personalized tips for avoiding jetlag, based on neuroscience and your own data

### **GoogleMaps or Maps.me**

Maps and directions anywhere in the world

### **Triposo**

City guides, walking maps, and more – and it works offline

### **Rome2rio**

Where to go, what to see, and what to do in more than 160 countries

### **Flush or Sit or Squat**

Find a clean toilet anywhere

### **Uber or Bolt or Grab**

Ride sharing around the world

### **Visa Plus and Mastercard Cirrus**

#### **ATM locations**

Shows the location of the nearest ATM in your network

### **TunnelBear**

Provides a secure VPN (virtual private network) that will encrypt your browsing data when you use a public WiFi network

### **What's App or Skype or Signal**

WiFi calling anywhere in the world

### **Duolingo or FLuentU or Babbel**

Learn dozens of foreign languages

### **Google Translate**

Fast and simple translations

### **XE**

Currency conversions

### **SizeGuide**

Clothing and shoe sizes in all countries

### **Best Units Converter**

Converts currency, mileage, weights, and many other units of measurement

### **Tourlina**

For women only, it connects you with other female travelers

### **Happy Cow**

Locate vegan and vegetarian eateries in 195 countries

### **Eatwith**

Dine with locals all over the world

### **Meetup**

Connects you with locals who share your interests

### **Skyview**

Identifies constellations and heavenly bodies

### **Travello**

Find travel friends on the road

### **ALIX for One**

Created by and for women, it identifies solo-friendly dining spots in major international cities

### **TripWhistle**

Maps your location and provides emergency numbers for police, medics, and more

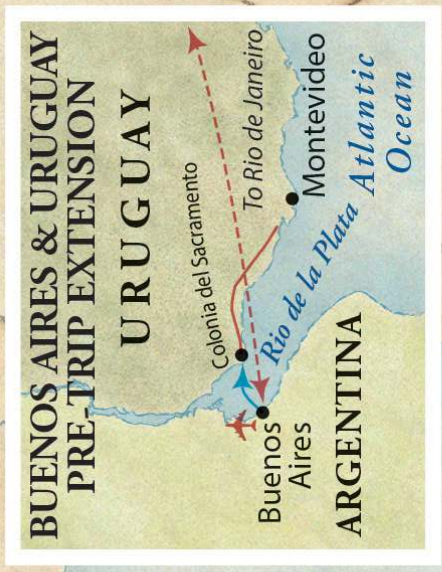
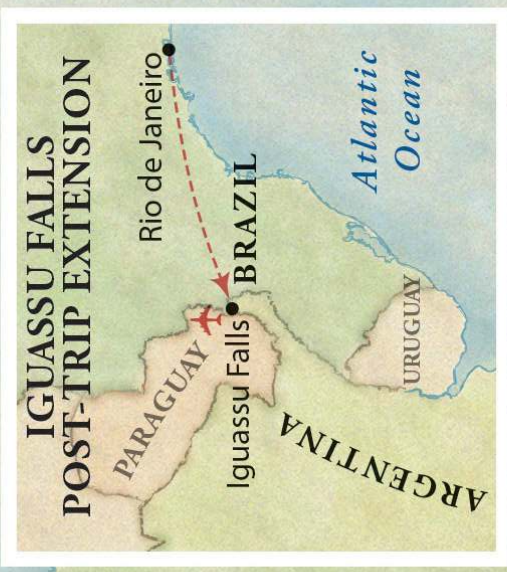
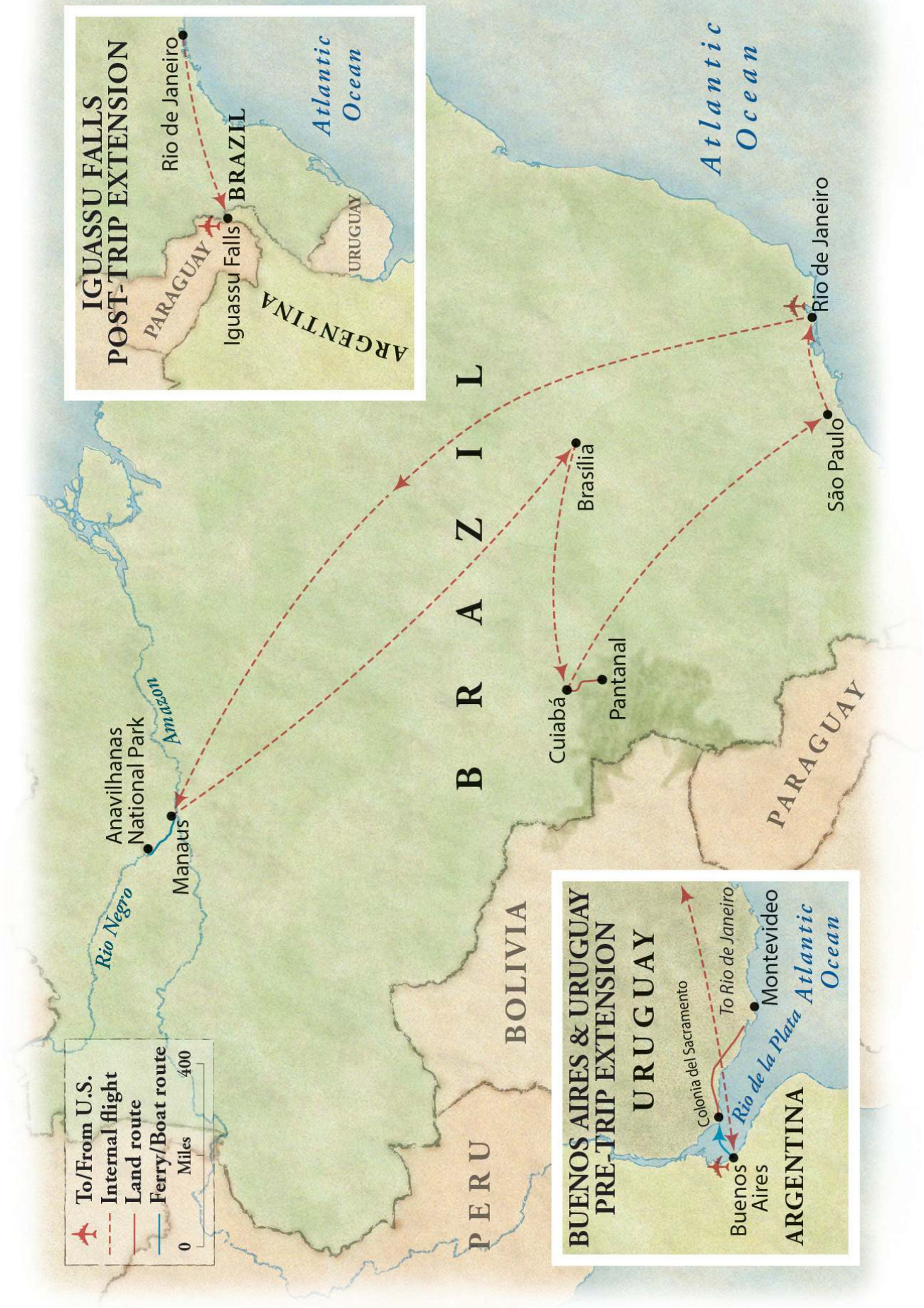
### **GeoSure**

Safely navigate neighborhoods around the world

### **Chirpey**

For women only, connect with other women, find out what's safe, meet up, and more







# SHARE YOUR TRAVEL EXPERIENCES

We invite you to share your videos, slideshows, and photos of your past O.A.T. adventures to help inspire your fellow travelers. Go to [www.oattravel.com/myplanner](http://www.oattravel.com/myplanner) to upload your photos or videos, and they may be featured on our website.

## Most Popular Videos, Slideshows & Photos from our O.A.T. Adventures Created by O.A.T. Travelers



Submitted by Joy and Don Janke,  
8-time travelers from Stevensville, MI



Submitted by Julia Schneider,  
5-time traveler from Pinellas Park, FL



Submitted by Martin Schwartzman,  
30-time traveler from Woodbury, NY



Submitted by Paul Stark, 17-time traveler  
from Edina, MN



Submitted by David Fong, 16-time traveler  
from Foster City, CA



Submitted by Steven dos Remedios,  
23-time traveler from Oakland, CA



1-800-955-1925 | [www.oattravel.com](http://www.oattravel.com)

CONNECT WITH US:  



**World's Best**  
#4 Best Intimate-Ship  
Ocean Cruise Line



**Readers' Choice**  
Named to the Best  
Tour Operators list



**USA Today**  
#6 Best Educational  
Tour Companies



**"Best Tours"**  
Named one of the  
"Best Tours"